



WATERPROOFING
SYSTEMS



REPAIR &
REINFORCEMENT



FLOORING
SYSTEMS



MOLD RELEASE AGENTS &
MORTAR ADDITIVES



TILE ADHESIVES &
GROUTS



THERMAL INSULATION
SYSTEMS



Responsibility: The information provided in this document corresponds to our scientific knowledge on the subject at the date of its publication and are non-binding. The user determines suitability of product for intended use, assumes all risks and responsibilities that results from misuse or unsuitable application of the product. This information may be subject to revision as new knowledge and experience becomes available. Before the use and application of Yapichem products featured in this document, please refer to the instructions and warnings on the product's most current Technical Data Sheet and Safety Data Sheet. This catalog will stay in effect until a newer version is published. The information in this document cannot be reproduced and used without **Yapichem Kimya A.Ş.** permission.



PRODUCT
CATALOGUE
2021



about us

Yapichem Kimya Sanayi A.Ş. was founded in 2011 by a team of professionals with vast experiences in the construction chemicals business. Today, with production facilities throughout Turkey, and an extensive partner network around the globe, Yapichem is internationally recognized as an expert in providing high quality specialty chemicals to Concrete, Cement and Construction Industries.

By our state-of-the-art laboratories and R&D facilities, we are able to cater to our customers' specific needs by producing tailor-made, high performance products for each customer and project. Our technology and innovation-based approach combined with our customer-centric culture enables us to dedicate ourselves to continuous, solution-oriented and exceptional customer experience.

At Yapichem, we are passionate about innovation, customer satisfaction and building lasting relationships with utmost care and respect to the community, employees, suppliers and environment.

Product Groups

Yapichem Chemical's products are divided into 4 main product groups according to their usage areas and are sold under 5 registered brands.

Concrete Additives




Special Concrete Additives and Complementary Products



Cement Additives



Construction Chemicals



Production

Our strategically positioned factories that are near transportation hubs in Istanbul, Izmir and Gaziantep with a total of 300.000 MT of annual production and wide logistical network enables us to provide fast product delivery across the globe.



R&D

Our expert engineering team develop innovative, high performance, and high-quality products tailor-made to customers' specific needs at our state-of-the-art R&D., Concrete and Cement laboratories.

Concrete Lab | Cement Lab | R&D Lab



Products Tailor Made To Customer Needs



Investment In Continuous R&D



Extensive Concrete Trial Experience And Data



The Advantage Of Semi-Product Formulation Know-How



WATERPROOFING SYSTEMS

Waterproofing and sealant products offer a wide range of solutions designed for different uses, that protect structures from negative impacts of water and moisture while improving durability and providing lifecycle extension.

Cement Based Products

Yapifine Hydra Proof Two Component Semi-Flexible Waterproofing Material	11
Yapifine Hydra Proof Flex Two Component Flexible Waterproofing Material	12
Yapifine Hydra Proof UV Two Component UV-Resistant Flexible Waterproofing Material	14
Yapifine Hydra Shock Water Plugging Mortar	16

Crystalline Products

Yapifine Hydra Crystal Cement Based Crystallized Waterproofing Material	17
--	----

Acrylic Based Products

Yapifine Hydra Acrylic Elastomeric Acrylic Resin Based Flexible Waterproofing Material	19
Yapifine Hydra Acrylic UV Elastomeric Acrylic Resin Based Super Flexible UV-Resistant Waterproofing Material	20

Bitumen Based Products

Yapifine Hydra Bitumen Bitumen Based Waterproofing Material	21
Yapifine Hydra Bitumen 2C Bitumen Based Two Component Waterproofing Material	23
Yapifine Hydra Bitumen PU 2C Bitumen-Polyurethane Based Two Component Liquid Waterproofing Membrane	25

Polyurethane Based Products

Yapifine Hydra PU UV Polyurethane Based Liquid Waterproofing Membrane	27
Yapifine Hydra PU Clear Polyurethane Based Transparent Liquid Waterproofing Membrane	28
Yapifine Hydra Serum Polyurethane Based Injection Resin	29
Yapifine Hydra PU Prime Polyurethane Based Primer	30
Yapifine Hydra PU Tile Prime Polyurethane Based Non-Porous Surface Primer	31

PVC Membranes

Yapifine Hydra PVC Membrane PVC Membrane	32
Yapifine Hydra PVC Membrane Roof Polyester Reinforced Roof Membrane	33
Yapifine Hydra PVC Membrane WP UV Resistant Water Pool Membrane	34

Bitumen Membranes

Yapifine Hydra Bitumen Membrane Band Aluminum Foil Coated Bitumen Membrane	35
Yapifine Hydra Bitumen Membrane Easy HDPE Coated Bitumen Membrane	36

Sealant Products

Yapifine Goop LM Low Modulus Polyurethane Based Sealant	37
Yapifine Goop HM High Modulus Polyurethane Based Sealant	39
Yapifine Goop Hybrid Hybrid Polymer Based Sealant	41
Yapifine Goop Ultra Tack Hybrid Polymer Based Adhesive Sealant	43
Yapifine Goop Putty Polyurethane Based Thixotropic Joint Putty	45
Yapifine Goop Putty TX Polyurethane Based Thixotropic Joint Putty	46
Yapifine Goop Dilatation TPE Dilatation Tape	47
Yapifine Goop Puff Sealing Tape	48
Yapifine Goop Pah Flexible Waterproofing Tape	49



REPAIR & REINFORCEMENT

High performance products that are specially developed for surface preparation, repair and reinforcement of concrete.

Cement Based Products

Yapifine Mend 10 Fine Repair Mortar – R2	53
Yapifine Mend 20 Coarse Structural Repair Mortar – R4	54
Yapifine Mend Power Coarse Structural Repair Mortar – R4	55
Yapifine Secure Non-Shrink Grout Mortar – R4	56
Yapifine Secure Fast Rapid Setting Non-Shrink Grout Mortar	57

Epoxy Based Products

Yapifine Mend Epoxy 2C Epoxy Based Anchoring and Montage Repair Mortar	59
Yapifine Secure Epoxy 3C Epoxy Based Grout Mortar	60

Primers

Yapifine Uni Prime Universal Primer	62
Yapifine BC Prime Exposed Concrete Primer	63



FLOORING SYSTEMS

High performance flooring systems that provide special solutions for a variety of application and surface conditions.

Cement Based Surface

Yapifine Base Quartz Surface Hardener with Quartz Aggregate	67
Yapifine Base Corundum Surface Hardener with Corundum Aggregate	68
Yapifine Base Mix Surface Hardener with Corundum and Quartz	69

Cement Based Screeds

Yapifine Base SL Self Levelling Screed	70
Yapifine Base SL Prime Floor Primer	71

Epoxy Based Floor Coating Products

Yapifine Base Epoxy Power Solvent Free Epoxy Based Self Levelling Floor Coating	72
Yapifine Base Epoxy Garage Solvent Free Epoxy Based Textured Floor Coating	74
Yapifine Base Epoxy Prime Solvent Free Epoxy Based Primer	76
Yapifine Base Epoxy Prime H Solvent Free Humidity Tolerant Epoxy Based Primer	77

Polyurethane Based Floor Coating Products

Yapifine Base PU Two Component Polyurethane Based Self Levelling Coating	78
Yapifine Base PU AIf UV-Resistant Polyurethane Based Top Coating	79

Cure Materials

Yapifine Cure ACR Curing Agent	81
---	-----------



MOLD RELEASE AGENTS & MORTAR ADDITIVES


Performance enhancing auxiliary products that are used in construction sites.

Mold Release Agents

Yapifine Lub 10 Mould Release Agent	84
--	----

Mortar Additives

Yapifine Latex Adherence Enhancer & Waterproofing Additive	85
Yapifine Crystal Crystallized Waterproofing Concrete and Mortar Additive	86



TILE ADHESIVES & GROUTS

High performance tile adhesives and grouting materials developed for indoor and outdoor applications.

Cement Based Tile Adhesives

Yapifine Ceramic Tile Adhesive Mortar - C1T	91
Yapifine Granite Granite Ceramic Adhesive Mortar - C2TE	92
Yapifine Granite Flex Flexible Granite Ceramic Adhesive Mortar - C2TES1	94

Cement Based Grouts

Yapifine Joint Tile Grout Mortar (1-6 mm) - CG1	96
Yapifine Joint Flex Silicone Added Flexible Tile Grout Mortar (1-6 mm) - CG2WA	97



THERMAL INSULATION SYSTEMS

External thermal insulation systems designed for increasing energy efficiency and thermal comfort of structures.

Primers

Yapifine Cool Prime Decorative Plaster Primer	100
--	-----

Cement Based Adhesives

Yapifine Cool LY Adhesive Mortar For Thermal Insulation Panels	101
---	-----

Cement Based Plasters

Yapifine Cool SH Thermal Insulation Plastering Mortar	102
--	-----

Decorative Plasters


Yapifine Cool DS Fine Decorative Plaster Mortar - Fine	103
Yapifine Cool DS Coarse Decorative Plaster Mortar - Coarse	104

Yapifine Base Corundum Surface Hardener with Corundum Aggregate	68
Yapifine Base Epoxy Garage Solvent Free Epoxy Based Textured Floor Coating	74
Yapifine Base Epoxy Power Solvent Free Epoxy Based Self Levelling Floor Coating	72
Yapifine Base Epoxy Prime H Solvent Free Humidity Tolerant Epoxy Based Primer	77
Yapifine Base Epoxy Prime Solvent Free Epoxy Based Primer	76
Yapifine Base Mix Surface Hardener with Corundum and Quartz Aggregates	69
Yapifine Base PU Alf UV-Resistant Polyurethane Based Top Coating	79
Yapifine Base PU Two Component Polyurethane Based Self Levelling Coating	78
Yapifine Base Quartz Surface Hardener with Quartz Aggregate	67
Yapifine Base SL Self Levelling Screed	70
Yapifine Base SL Prime Floor Primer	71
Yapifine BC Prime Exposed Concrete Primer	63
Yapifine Ceramic Tile Adhesive Mortar - C1T	91
Yapifine Cool DS Coarse Decorative Plaster Mortar - Coarse	104
Yapifine Cool DS Fine Decorative Plaster Mortar - Fine	103
Yapifine Cool LY Adhesive Mortar For Thermal Insulation Panels	101
Yapifine Cool Prime Decorative Plaster Primer	100
Yapifine Cool SH Thermal Insulation Plastering Mortar	102
Yapifine Crystal Crystallized Waterproofing Concrete and Mortar Additive	86
Yapifine Cure ACR Curing Agent	81
Yapifine Goop Dilatation TPE Dilatation Tape	47
Yapifine Goop HM High Modulus Polyurethane Based Sealant	39
Yapifine Goop Hybrid Hybrid Polymer Based Sealant	41
Yapifine Goop LM Low Modulus Polyurethane Based Sealant	37
Yapifine Goop Pah Flexible Waterproofing Tape	49
Yapifine Goop Puff Sealing Tape	48
Yapifine Goop Putty Polyurethane Based Thixotropic Joint Putty	45
Yapifine Goop Putty TX Polyurethane Based Thixotropic Joint Putty	46
Yapifine Goop Ultra Tack Hybrid Polymer Based Adhesive Sealant	43
Yapifine Granite Flex Flexible Granite Ceramic Adhesive Mortar - C2TES1	94
Yapifine Granite Granite Ceramic Adhesive Mortar - C2TE	92
Yapifine Hydra Acrylic Elastomeric Acrylic Resin Based Flexible Waterproofing Material	19
Yapifine Hydra Acrylic UV Elastomeric Acrylic Resin Based Super Flexible UV-Resistant Waterproofing Material	20
Yapifine Hydra Bitumen 2C Bitumen Based Two Component Waterproofing Material	23
Yapifine Hydra Bitumen Bitumen Based Waterproofing Material	21
Yapifine Hydra Bitumen Membrane Band Aluminum Foil Coated Bitumen Membrane	35
Yapifine Hydra Bitumen Membrane Easy HDPE Coated Bitumen Membrane	36
Yapifine Hydra Bitumen PU 2C Bitumen-Polyurethane Based Two Component Liquid Waterproofing Membrane	25
Yapifine Hydra Crystal Cement Based Crystallized Waterproofing Material	17
Yapifine Hydra Proof Two Component Semi-Flexible Waterproofing Material	11
Yapifine Hydra Proof Flex Two Component Flexible Waterproofing Material	12
Yapifine Hydra Proof UV Two Component UV-Resistant Flexible Waterproofing Material	14
Yapifine Hydra PU Clear Polyurethane Based Transparent Liquid Waterproofing Membrane	28
Yapifine Hydra PU Prime Polyurethane Based Primer	30
Yapifine Hydra PU Tile Prime Polyurethane Based Non-Porous Surface Primer	31
Yapifine Hydra PU UV Polyurethane Based Liquid Waterproofing Membrane	27
Yapifine Hydra PVC Membrane PVC Membrane	32
Yapifine Hydra PVC Membrane Roof Polyester Reinforced Roof Membrane	33
Yapifine Hydra PVC Membrane WP UV Resistant Water Pool Membrane	34
Yapifine Hydra Serum Polyurethane Based Injection Resin	29
Yapifine Hydra Shock Water Plugging Mortar	16
Yapifine Joint Tile Grout Mortar (1-6 mm) - CG1	96
Yapifine Joint Flex Silicone Added Flexible Tile Grout Mortar (1-6 mm) - CG2WA	97
Yapifine Latex Adherence Enhancer & Waterproofing Additive	85
Yapifine Lub 10 Mould Release Agent	84
Yapifine Mend 10 Fine Repair Mortar - R2	53
Yapifine Mend 20 Coarse Repair Mortar - R4	54
Yapifine Mend Epoxy 2C Epoxy Based Anchoring and Montage Repair Mortar	58
Yapifine Secure Epoxy 3C Epoxy Based Grout Mortar	59
Yapifine Mend Power Coarse Structural Repair Mortar - R4	55
Yapifine Secure Fast Rapid Setting Non-Shrink Grout Mortar	57
Yapifine Secure Non-Shrink Grout Mortar - R4	56
Yapifine Uni Prime Universal Primer	61

WATERPROOFING SYSTEMS

Waterproofing and sealant products offer a wide range of solutions designed for different uses, that protect structures from negative impacts of water and moisture while improving durability and providing lifecycle extension.





WATERPROOFING SYSTEMS

- Cement Based Products
- Crystalline Products
- Acrylic Based Products
- Bitumen Based Products
- Polyurethane Based Products
- PVC Membranes
- Sealant Products

APPLICATION AREAS		PRODUCTS																															
		PAGE NO	11	12	14	16	17	19	20	21	23	25	27	28	29	30	31	32	33	34	35	36	37	39	41	43	45	46	47	48	49		
WET AREA / POOLS / WATER TANK	Wet areas such as bathrooms and kitchens	■	■				■	■			■																						
	Balconies and terraces		■	■			■	■			■	■																					
	Surfaces such as concrete, plaster and screed	■	■	■			■	■																									
	Beneath the tiling for vertical and horizontal surfaces on internal installations	■	■				■																										
	Beneath the tiling for vertical and horizontal surfaces on external installations		■				■																										
	On transparent ceramic surfaces													■																			
	Swimming pools and like		■	■																	■												
	Ornamental pools		■																														
	Portable water tanks		■	■												■						■											
	Thermal pool		■	■																	■												
	Active water leakages					■									■																		
	TERRACE / ROOF	(To be covered) Terraces and roofs		■								■																					
(Uncovered) Terraces and roofs				■		■						■																					
UV resistance				■								■																					
Aliphatic UV Resistance													■																				
Roof gutters				■		■	■					■																					
Green terrace and roofs											■						■				■												
Metal surfaces							■	■														■	■	■	■								
FOUNDATION / BASEMENT	Basements							■	■	■						■					■												
	Shear walls							■	■	■											■												
	Tunnels, bridges and subways									■	■	■			■						■												
	Basement walls - Exterior Insulation							■	■	■																							
	Basement Walls - Interior Insulation					■																											
	Elevator bases					■																											
PRIMERS	Primer														■																		
	Primer for glossy surfaces like ceramic															■																	
	Primer for absorbent surfaces														■																		
DETAILS	Wall and floor corners below ground level																				■	■	■	■							■		
	Dilatation and movable joints																							■		■	■	■					
	Cold joints																													■	■		

YAPIFINE HYDRA[®] PROOF

Two Component Semi-Flexible Waterproofing Material



Product Definition

A semi-flexible waterproofing two-component material that is a combination of liquid polymers and special additives which can only be used from the positive side.

Areas of Use

- Horizontal and vertical applications,
- Balconies and terraces, on the condition of being covered,
- Wet areas such as bathroom, toilet and kitchen
- On surfaces of concrete, plaster and screed.

Advantages

- Semi-flexible.
- Creates waterproof covering without joint or juncture.
- Easy to apply. Applicable with brush and/or trowel.
- Bonds well on surfaces due to its high adherence.
- Allows the concrete to breathe due to its structure permeable to water vapour.
- Resistant to freeze-thaw cycle.
- Nontoxic and noncorrosive.

Technical Specifications

Appearance	Component A: Grey powder Component B: White liquid
Mixture Density	1.78 kg/L ± 0.50
Service Temperature	-25°C / +80°C
Time Before Use	min. 3 days

Adhesive Strength	≥ 0.8 N/mm ²
Water Transmission Rate	< 0.1 kg/(m ² .h ^{0.5})
Water Vapour Transmission Rate	< 0.6 g/(h.cm ²)
Pressurised Water Strength	5 Bar positive
Reaction to Fire	Bs1d0

* Hereby technical values and product application instructions are obtained in the wake of tests conducted in environment of +23±2°C temperature with relative humidity of %50±5. Higher temperatures will shorten the time span, while lower temperatures will extend it.

Packaging	Component A: 20 kg kraft bag Component B: 5 kg plastic drum
------------------	--

Consumption	2.5 – 3 kg/m ² of powder consumption for 2 coats of application
--------------------	--

Surface Preparation

The surface should be cleaned of all residual materials such as dust, oil, dirt, paint, curing materials, bitumen and other foreign substances.

The damaged parts of the concrete, fractures and static cracks on the surface should be repaired with the appropriate YAPIFINE MEND repair mortar first. The application of the YAPIFINE HYDRA PROOF should start 3-4 days after the usage of the repair mortar.

Water infiltration should be eliminated with the usage of YAPIFINE HYDRA SHOCK, the dynamic cracks should be filled with YAPIFINE GOOP HYBRID or YAPIFINE GOOP Mastik.

Sharp corner and edge joints should be chamfered.

The application surface should be saturated with water, the saturation procedure should begin 24 hours before the application and the surface should be kept wet during the application as well. Make sure there are no water puddles on the surface. (last sentence might change)

On absorbent surfaces it is recommended to use YAPIFINE UNI PRIME.

Mixture Preparation

20 kg of powder component should be slowly added to 5 kg of liquid component.

No foreign substances or liquids should be added to the mixture.

The mixing process should be performed with a low-speed mixer for 5 minutes until the mixture reaches a

homogenous state. Once a homogenous state is reached the mixture should rest for 3 minutes after which it should be mixed for 2 more minutes and finally the mixture should be applied within 30 minutes of the last mixing step.

Application Information



The mixture should be applied on the intended surface with a brush or trowel in a minimum of two layers with dry film thickness of 2 mm. The first layer should be fully dry before the second and the layers are applied perpendicular to the previous layer. Make sure layers are homogenous and smooth. The application should be done in the same direction on any specific layer.

After topcoat, the surface should be protected from direct sunlight, air circulation and frost for 3 days. The substrate should be wetted and kept damp if needed.

Application Conditions

Do not apply on surfaces exposed to sunlight for too long, as well as too hot and frozen surfaces.

Ambient temperature: between +5 °C and +30 °C.

Avoid application under strong wind or direct sunlight.

Only use YAPIFINE liquid component for mixture and never add water.

The indicated consumption amount is in general sense.

It may vary depending on application conditions and surface characteristics.

The application area becomes completely watertight within 5-7 days. In order to attain the projected and required long-lasting performance, it is recommended to cover the surface with appropriate material after application.

Shelf Life

The shelf life of the product is 12 months when stored within non-tampered original packaging in dry (maximum relative humidity 60 %) and cool (ambient temperature between +5°C and +25°C) environment.

Safety Precautions

In case of contact with eyes or ingestion, rinse immediately with plenty of clean water and seek medical attention.

Avoid direct contact with eyes and skin

Since it's cement based, do not breathe.

Please read Safety Data Sheet (SDS) for further safety information

YAPIFINE HYDRA[®] PROOF FLEX

Two Component Flexible Waterproofing Material



Product Definition

Cement and acrylic based, polymer reinforced, two component, flexible waterproofing material modified with chemical additives and applicable exclusively on positive side.

Areas of Use

- Horizontal and vertical applications,
- Balconies and terraces, on the condition of being covered,
- Foundations, basement walls, garages, flumes and shear walls,
- Houses, shopping malls, hospitals.
- Wet areas such as bathroom, toilet and kitchen,
- On surfaces of concrete, plaster and screed,
- Water tanks, swimming and decorative pools,
- Facilities such as spa and turkish bath.


Advantages


- Fully elastic.
- Creates waterproof covering without joint or juncture.
- Offers long service time.
- Easy to apply. Applicable with trowel, roller, brush or spraying machine.
- Prevents carbonation on concrete.
- Does not cause shrinking or cracking.
- Highly resistant against chlorine ions.
- Applicable on fresh screed and concrete surfaces due to its crack bridging property.
- Allows the concrete to breathe due to its water vapour permeable structure.
- Resistant to freeze-thaw cycle.
- Nontoxic and noncorrosive.
- Not affected by vibration and deformation due to its high elasticity.

Technical Specifications

Appearance	Component A: Grey powder Component B: White liquid	Adhesion Strength After Thermal Ageing	≥ 1 N/mm ²
Mixture Density	1.80 kg/L ± 0.50	Adhesive Strength Without Defrosting Salt Effect	≥ 1 N/mm ²
Pot Life	6 hours	Pressurised Water Strength	7 Bar Positive
Application Temperature	Between +5°C and +30°C	Water Vapour Permeability	Class I ; Sd < 5
Service Temperature	-40°C / +80°C	Chlorine Ion Diffusion	≤ 200 Coulomb (Class: very low permeability)
Time Before Use	3-7 days	Carbon Dioxide Permeability	Sd > 50 m
Waiting Period Between Layers	5-6 hours	Reaction to Fire	Cs1d0
Adhesive Strength	≥ 0.8 N/mm ²		
Capillary Water Absorption	< 0.1 kg/(m ² .h ^{0.5})		
Crack Bridging	≥ 2.5 mm		

* Hereby technical values and product application instructions are obtained in the wake of tests conducted in environment of +23±2°C temperature with relative humidity of %50±5. Higher temperatures will shorten the time span, while lower temperatures will extend it.

 Packaging	Component A: 20 kg kraft bag Component B: 10 kg plastic drum
---	---

 Consumption	2.5 – 3 kg/m ² of powder consumption for 2 mm of application thickness
--	---

Surface Preparation

The surface should be cleaned of all residual materials such as dust, oil, dirt, paint, curing materials, bitumen and other foreign substances.

The damaged parts of the concrete, fractures and static cracks on the surface should be repaired with the appropriate YAPIFINE MEND repair mortar first. The application of the YAPIFINE HYDRA PROOF FLEX should start 3-4 days after the usage of the repair mortar.

Water infiltration should be eliminated with the usage of YAPIFINE HYDRA SHOCK, the dynamic cracks should be filled with YAPIFINE GOOP HYBRID or YAPIFINE GOOP Mastik. Sharp corner and edge joints should be chamfered.

The application surface should be saturated with water, the saturation procedure should begin 24 hours before the application and the surface should be kept wet during the application as well. Make sure there are no water puddles on the surface. (last sentence might change)

On absorbent surfaces it is recommended to use YAPIFINE UNI PRIME.

Mixture Preparation

20 kg of powder component should be slowly added to 10 kg of liquid component. No foreign substances or liquids should be added the mixing process.

The mixing process should be performed with a low-speed mixer for 5 minutes until the mixture reaches a

homogenous state. Once a homogenous state is reached the mixture should rest for 5 minutes before it is mixed again for 1-2 more minutes and finally should be applied within 30 minutes of the last mixing step.

Application Information



The mixture should be applied on the intended surface in a minimum of two layers. The first layer should be fully dry before the second and any additional layers are applied perpendicular to the previous application.

Make sure layers are homogenous and smooth. Application should be in the same direction on each layer.

Wait for at least 5-6 hours between layers depending on temperature.

Total application thickness of 2-3 mm will be sufficient.

Recommended to use waterproofing mesh or seal between layers in order to improve carrying capacity of product.

After topcoat application, the surface can be smoothed by means of a dry sponge.

After topcoat, substrates should be protected from direct sunlight, air circulation and frost for 3 days. The substrate should be wetted and kept damp if needed.

Application Conditions

Do not apply on surfaces exposed to sunlight for too long, as well as too hot and frozen surfaces.

Ambient temperature: between +5 °C and +30 °C.

Avoid application under strong wind or direct sunlight.

Only use YAPIFINE liquid component for mixture and never add water.

The indicated consumption amount is in general sense. It may vary depending on application conditions and surface characteristics.

The application area becomes completely watertight within 5-7 days. In order to attain the projected and required long-lasting performance, it is recommended to cover the surface with appropriate material after application.

Shelf Life

The shelf life of the product is 12 months when stored within non-tampered original packaging in dry (maximum relative humidity 60 %) and cool (ambient temperature between +5°C and +25°C) environment.

Safety Precautions

In case of contact with eyes or ingestion, rinse immediately with plenty of clean water and seek medical attention.

Avoid direct contact with eyes and skin

Since it's cement based, do not breathe.

Please read Safety Data Sheet (SDS) for further safety information.

YAPIFINE HYDRA® PROOF UV

Two Component UV-Resistant
Flexible Waterproofing Material



Product Definition

White cement and acrylic based polymer reinforced fully elastic two-component waterproofing material that is produced by means of modification with chemical additives that can only be used on its positive side which is UV-resistant and is suitable for light pedestrian traffic.

Areas of Use

- Horizontal and vertical applications,
- Terrace roofs, on the condition of staying uncovered,
- Water tanks, swimming and ornamental pools,
- Facilities such as spas and Turkish baths,
- Wet areas such as bathrooms and kitchens,
- On surfaces of concrete, plaster and screed.


Advantages


- Fully elastic.
- UV-resistant; does not shrink or crack.
- Easy to apply. Applicable with trowel, roller, brush or spraying machine.
- Applicable on fresh screed and concrete surfaces due to its crack bridging property.
- Prevents carbonation on concrete.
- Resistant against chlorine ions.
- Allows the concrete to breathe due to its structure permeable to water vapor.
- Resistant to freeze-thaw cycle.
- Nontoxic and noncorrosive.

Technical Specifications

Appearance	Component A: White powder Component B: White liquid	Adhesion Strength After Thermal Ageing	≥ 1 N/mm ²
Mixture Density	1.80 kg/L ± 0.50	Adhesive Strength Without Defrosting Salt Effect	≥ 1 N/mm ²
Pot Life	6 hours	Pressurised Water Strength	7 Bar Positive
Application Temperature	Between +5°C and +30°C	Water Vapour Permeability	Class I ; Sd < 5
Service Temperature	-40°C / +80°C	Chlorine Ion Diffusion	≤ 200 Coulomb (Class: very low permeability)
Time Before Use	3-7 days	Carbon Dioxide Permeability	Sd > 50 m
Waiting Period Between Layers	5-6 hours	Reaction to Fire	Cs1d0
Adhesive Strength	≥ 0.8 N/mm ²		
Capillary Water Absorption	< 0.1 kg/(m ² .h ^{0.5})		
Crack Bridging	≥ 2.5 mm		

* Hereby technical values and product application instructions are obtained in the wake of tests conducted in environment of +23±2°C temperature with relative humidity of %50±5. Higher temperatures will shorten the time span, while lower temperatures will extend it.

 Packaging	Component A: 20 kg kraft bag Component B: 10 kg plastic drum
---	---

 Consumption	2.5–3.4 kg/m ² of powder consumption for 2 mm of application.
--	--

Surface Preparation

The surface should be cleaned of all residual materials such as dust, oil, dirt, paint, curing materials, bitumen and other foreign substances.

The damaged parts of the concrete, fractures and static cracks on the surface should be repaired with the appropriate YAPIFINE MEND repair mortar first. The application of the YAPIFINE HYDRA PROOF UV should start 3-4 days after the usage of the repair mortar.

Water infiltration should be eliminated with the usage of YAPIFINE HYDRA SHOCK, the dynamic cracks should be filled with YAPIFINE GOOP HYBRID or YAPIFINE GOOP Mastik.

Sharp corner and edge joints should be chamfered.

The application surface should be saturated with water, the saturation procedure should begin 24 hours before the application and the surface should be kept wet during the application as well. Make sure there are no water puddles on the surface. (last sentence might change)

On absorbent surfaces it is recommended to use YAPIFINE UNI PRIME.

Mixture Preparation

The 10 kg liquid component is added to a clean container. The 20 kg powder component is slowly added to the liquid. No other foreign substances or water should be added to the mixture.

Components are mixed preferably with a low speed mixer until a homogenous mixture is achieved.

The prepared mortar is left to rest for 5 minutes after which it is once again mixed for 1-2 more minutes before application.

The mixture inside the container should be used within 30 minutes.

Application Information



The prepared mixture is applied in a minimum of 2 layers onto the surface that is saturated with water with a brush, trowel or spraying machine. The layers should be homogeneous, smooth and even. The application should be done in the same direction on any specific layer.

A new layer should be applied after the last applied layer dries off.

The layers are applied in a perpendicular direction relative to the layer applied previously.

Depending on the temperature 5 to 6 hours should pass before applying a new layer.

A total application thickness of 2-3 mm will suffice.

It is recommended to use waterproofing mesh or seal between the layers in order to improve the carrying capacity of the product.

After the application of the last layer, the surface can be smoothed out with a dry sponge.

After the last layer, the product should be protected from direct sunlight, air circulation and frost for 3 days. Product should be wetted and kept damp if needed.

Application Conditions

Do not apply on surfaces that are too hot, frozen or exposed to sunlight for too long.

Ambient temperature: between +5 °C and +30 °C.

The application area should be kept free from the effects of wind and direct sunlight during application.

The mixture should be prepared using only its own liquid, water should not be added during the mixture preparation.

The final consumption amount might vary depending on application conditions and surface characteristics.

The application area becomes completely water resistant 5-7 days after the application.

Shelf Life

The shelf life of the product is 12 months when stored in its original packaging in dry (maximum relative humidity 60 %) and cool (ambient temperature between +5°C and +25°C) environment.

Safety Precautions

In case of contact with eyes or ingestion, rinse immediately with plenty of clean water and seek medical attention.

Avoid direct contact with eyes and skin

Since it's cement based, do not breathe.

Please read Safety Data Sheet (SDS) for further safety information.

YAPIFINE HYDRA® SHOCK

Fast Setting Water Plugging Mortar



Product Definition

Polymer reinforced single component waterproofing material that rapidly sets and is used in the insulation and repair of active water leaks.

Areas of Use

- Walls and floors
- Basements, foundations, shear walls and elevator shafts
- Water tanks and pools
- Insulation of water leaks in concrete pipes

Advantages

- Easy to apply
- Rapid strength gain
- Doesn't shrink
- High compressive strength
- By expanding in the opposite direction of the water flow rapidly sets and stops the water flow.
- Is chlorine-free, doesn't corrode the iron reinforcement.

Technical Specifications

Appearance	Grey powder
Pot Life	max. 1 minute
Final Drying	2 minutes
Application Temperature	Between +5°C and +30°C
Service Temperature	-20°C / +80°C

Adhesion Strength to Underlayer	≥ 1 N/mm ²
Flexural Strength	≥ 4 N/mm ²
Compressive Strength	≥ 25 N/mm ²
Reaction to Fire	A1

* Hereby technical values and product application instructions are obtained in the wake of tests conducted in environment of +23±2°C temperature with relative humidity of %50±5. Higher temperatures will shorten the time span, while lower temperatures will extend it.

 Packaging	3 kg plastic drum
---	-------------------

 Consumption	1.7-2 kg of powder for 1 L of fresh mortar
--	--

Surface Preparation

The surface should be cleaned of all residual materials such as dust, oil, dirt, paint, curing materials, bitumen and other foreign substances.

Places where there are cracks, holes and active water leaks should be further opened all the way down to solid ground.

Mixture Preparation

An appropriate amount of the powder product, enough to allow the coverage of the area where the water leak is located, is poured into the container filled with enough fresh water in proportion to the needed amount to prepare the mixture. Since the product sets very quickly, an appropriate amount of the product is mixed and stirred in a fast manner inside a small bucket. (1 kg of powder / 270 mL of water)

If the amount of the leaking water is too much then the powder product is held against the water flow where the leak is located and is held against the flow until it hardens.

The mixture is stirred by hand or with a spatula until a homogeneous mixture is achieved. The stirring process shouldn't be longer than 30 seconds. Rubber gloves should be used throughout this process.

Application Information

Since the prepared mortar begins setting with the increase in temperature, it is swiftly given shape with

hand and then with a single move it is held strongly against the area where the leak is coming from and is pressed against the leak by hand for at least 30 seconds. Since the product sets quickly the process should be completed within 1 minute.

The application should start from the outer areas of the leak and move towards the center.

Leaks coming from deep holes can be insulated with more than one layers of application.

Application Conditions

Additional water should not be added to already frozen mortar or mortar that has finished its setting process.

The application area should be kept damp in order to keep it cool after the application procedure and it should be allowed to cure.

Since the product is not elastic, it should not be applied on dynamic cracks.

Shelf Life

The shelf life of the product is 6 months when stored in its original packaging in a dry (maximum relative humidity 60 %), cool (ambient temperature between +10°C and +25°C) and moisture-free environment.

Safety Precautions

The operator should be wearing proper work attire, goggles, mask and protective gloves appropriate to work and worker safety regulations.

In case of contact with the eyes or accidental ingestion of the product, seek immediate medical attention.

Rinse with plenty of water in case of contact with the skin. Since it's cement based, do not breathe.

For further information on the safe handling of this product please read the Safety Data Sheet (SDS).

YAPIFINE HYDRA[®] CRYSTAL

Cement Based Crystallized Waterproofing Material



Product Definition

Cement based single component crystallized waterproofing material with a capillary effect which can be used on both negative and positive sides that provides waterproofing by permeating into the concrete.

Areas of Use

- On both horizontal and vertical applications
- To provide waterproofing on the exposed concrete surfaces of all buildings
- Elevator pits
- Foundation and basement walls
- To provide waterproofing on both the negative and the positive sides of both old and new structurally intact concrete surfaces.
- Waterproofing for both underground and aboveground structures
- Water tanks and swimming pools
- Irrigation canals
- Elevator shafts, tunnels and metros.

Advantages

- Provides waterproofing by being applied to concrete surfaces on both positive and negative sides and protects the concrete from the harmful effects of water.
- The mixture that is prepared by mixing the product with water only, reacts with the free lime particles on the concrete surface. The crystals formed diffuse into the concrete and by filling the capillary gaps provides waterproofing.
- When applied on fresh concrete surfaces slows down the hydration process and reduces the cracks formed by shrinkage.
- Is permeable to water vapor.
- Is resistant to the freeze-thaw cycle.
- Protects both the concrete and the reinforcement from the corrosive effects of water.

Technical Specifications

Appearance	Grey powder	Pressurized Water Strength	7 bars (Negative & positive side)
Application Temperature	Between +5°C and +35°C	Capillary Water Absorption	≤ 0.1 kg/(m ² .h ^{0.5})
Pot Life	20 minutes	Water Vapor Permeability	Class I; Sd < 5
Time Before Use	5 days	Reaction to Fire	A1
Concrete Adhesion Resistance	≥ 0.8 N/mm ²		

* Hereby technical values and product application instructions are obtained in the wake of tests conducted in environment of +23±2°C temperature with relative humidity of %50±5. Higher temperatures will shorten the time span, while lower temperatures will extend it.

 Packaging	20 kg kraft bag	 Consumption	~2 kg/m ² for two layers of application Mixture ratio: 6-7 L water/20 kg powder
--	-----------------	--	---

Surface Preparation

The surface should be cleaned of all residual materials such as dust, oil, dirt, paint, curing materials, bitumen and other foreign substances.

The damaged parts of the concrete, fractures and static cracks on the surface should be repaired with the appropriate YAPIFINE MEND repair mortar first.

Water infiltration should be eliminated with the usage of YAPIFINE HYDRA SHOCK.

Sharp corner and edge joints should be chamfered.

The application surface should be saturated with water, the saturation procedure should begin 24 hours before the application and the surface should be kept wet during the application as well. Make sure there are no water puddles on the surface.

Mixture Preparation

20 kg of powder is slowly added to 6-7 liters of clean water until a homogeneous mixture is achieved. During this process the mixture should be stirred with a low-speed mixer for a minimum of 5 minutes.

No foreign additives should be added to the mixture other than the ones specified in the application instructions.

Prepared mortar is left to develop for 3 minutes and is then mixed once again after which the mortar is ready to be applied.

The mixture inside the container should be used within 20 minutes.

Application Information



WET MORTAR: Prepared mortar, is applied on the surface which has had its underlayer preparation finished and is already saturated with water with a brush, a trowel or with a spray machine in a minimum of 2 layers.

It should be made sure of that the layers are homogeneous, smooth and even. The application should be done in the same direction on any specific layer.

When the first layer finishes drying the second layer can be applied. The layers should be applied perpendicular to each other.

4-8 hours should pass between the application of the layers.

After the application the surface should be protected from rain and frost for 24-48 hours. As it is in the normal curing process of the concrete HYDRA CRYSTAL should also be prevented from immediately drying, in order not to let it dry off, the application area should be kept wet with water 3 times a day for 5 days.

DRY COATING (negative side): Once the freshly poured concrete somewhat sets itself in place, it is simply coated with YAPIFINE HYDRA CRYSTAL.

DRY COATING (positive side): Right before the pouring of the concrete the surface is simply coated with YAPIFINE HYDRA CRYSTAL and the concrete is poured on top of it.

Application Conditions

Application shouldn't be done on surfaces that were exposed to direct sunlight for too long, surfaces that are too hot or surfaces that are frozen.

YAPIFINE HYDRA® CRYSTAL

Cement Based Crystallized Waterproofing Material



Optimal ambient temperature is between +5°C and +30°C, if the temperature is not within these limits, then the application shouldn't take place.

The application area should be protected from the wind or direct sunlight during the application process.

The final consumption amount might vary depending on application conditions and surface characteristics.

The application area becomes completely waterproof between 5-7 days. In order to achieve the desired and predicted long-term performance results, it is recommended to cover the surface with an appropriate and desired coating material after the application.

Shelf Life

The shelf life of the product is 12 months when stored in its original packaging in dry (maximum relative humidity 60 %), cool (ambient temperature between +10°C and +25°C) and moisture-free environment.

Safety Precautions

The operator should be wearing proper work attire, goggles, mask and protective gloves appropriate to work and worker safety regulations.

In case of contact with the eyes or accidental ingestion of the product, seek immediate medical attention.

Rinse with plenty of water in case of contact with the skin.

Since it's cement based, do not breathe.

For further information on the safe handling of this product please read the Safety Data Sheet (SDS).

YAPIFINE HYDRA® ACRYLIC

Acrylic Based Elastic Waterproofing Material



Product Definition

Elastomeric acrylic resin based, elastic, ready-to-use one component waterproofing material.

Areas of Use

- Indoors and outdoors both
- In both vertical and horizontal applications
- Streams and gutters
- Edges of chimneys
- Wet areas such as bathrooms and kitchens
- Inclined terrace roofs
- Metal surfaces such as iron, steel, galvanized sheet and aluminum

Advantages

- Ready-to-use
- Elastic
- Adheres well on surfaces due to its high adherence strength
- Provides a coating without any joints or junctures.
- Allows the concrete to breathe due to its structure permeable to water vapor.
- Provides exceptional protection against carbonation.
- Solvent-free and nontoxic.
- Can easily be applied with a brush or a roller.

Technical Specifications

Appearance	White liquid	Time Period Between Layers	5 hours
Density	1.50 kg/L ± 0.03	Adhesive Strength	≥ 1 N/mm ²
pH	8 ± 1	Water Vapour Transmission Rate	< 0.6 g/(h.cm ²)
Application Temperature	Between +5°C and +30°C	Water Transmission Rate	< 0.1 kg/(m ² .h ^{0.5})
Time Before Use	min. 3 days	Crack Bridging	> 2.5 mm
Service Temperature	-25°C / + 80°C	Elasticity	200-300 %
Time Required to Attain Final Strength	14 days	Reaction to Fire	Ds1d0
Time Required to Become Waterproof	7 days		

* Hereby technical values and product application instructions are obtained in the wake of tests conducted in environment of +23±2°C temperature with relative humidity of %50±5. Higher temperatures will shorten the time span, while lower temperatures will extend it.



Packaging

20 kg plastic drum



Consumption

1.50 kg/m² per layer.
Should be applied as two layers minimum.

Surface Preparation

The surface should be cleaned of all residual materials such as dust, oil, dirt, paint, curing materials, bitumen and other foreign substances.

The damaged parts of the concrete, fractures and static cracks on the surface should be repaired with the appropriate YAPIFINE MEND repair mortar first.

Water infiltration should be eliminated with the usage of YAPIFINE HYDRA SHOCK. Dynamic cracks should be filled with YAPIFINE GOOP HYBRID or YAPIFINE GOOP Sealant.

Sharp corner and edge joints should be chamfered.

The application surface should be saturated with water, the saturation procedure should begin 24 hours before the application and the surface should be kept wet during the application as well. Make sure there are no water puddles on the surface.

Application Information



The product is applied to the surface in a minimum of 2 layers with a brush without dilution. The film thickness on each layer

should be between 1-1.5 mm. The layers should be homogeneous, smooth and even and the application should be done in the same direction on each specific layer. Once the first layer finishes drying the second layer can be applied. 6 hours should pass after the application of the first layer so that the second layer can be applied. After a layer's application, when a hand inspection is done on the layer and there are no traces left on the fingers then the second layer can be applied. In order to achieve a greater carrying property it is recommended to use waterproofing nets and felts in-between the layers. The material becomes waterproof 7 days after its application.

Application Conditions

Is not suitable for use in water tanks, swimming pools and foundations. Metal surfaces and surfaces with old bitumen should be primed with synthetic primer. Not applicable to wet and damp floors. Should not be applied to surfaces that were exposed to sunlight for too long or to surfaces that are too hot or frozen.

Should not be applied when the ambient temperature is not within the values of +5°C and +30°C.

The application area should be protected from the effects of wind and direct sunlight.

The final consumption amount might vary depending on application conditions and surface characteristics

Shelf Life

The shelf life of the product is 12 months when stored in its original packaging in dry (maximum relative humidity 60 %), cool (ambient temperature between +10°C and +25°C) and moisture-free environment.

Safety Precautions

The operator should be wearing proper work attire, goggles, mask and protective gloves appropriate to work and worker safety regulations.

In case of contact with the eyes or accidental ingestion of the product, seek immediate medical attention.

Rinse with plenty of water in case of contact with the skin. Since it's cement based, do not breathe.

For further information on the safe handling of this product please read the Safety Data Sheet (SDS).

YAPIFINE HYDRA® ACRYLIC UV

Acrylic Based Super Elastic UV-Resistant
Waterproofing Material



Product Definition

Elastomeric acrylic resin based, super elastic, UV-Resistant one component waterproofing material.

Areas of Use

- Indoors and outdoors both
- Horizontal and vertical applications
- Water tanks, swimming and decorative pools
- Inclined terrace roofs
- Precast surfaces
- Streams and gutters
- Edges of chimneys
- Wet areas such as bathrooms and kitchens
- Metal surfaces such as iron, steel, galvanized sheet and aluminum

Advantages

- Ready-to-use
- Super elastic
- UV-resistant
- Adheres well on surfaces due to its high adherence.
- Can be overpainted.
- Provides a coating without any joints or junctures.
- Allows the concrete to breathe due to its structure permeable to water vapor.
- Provides excellent protection against carbonation.
- Solvent-free, nontoxic.
- Can easily be applied with both a brush or a roller.

Technical Specifications

Appearance	White liquid	Waiting Period Between Layers	6 hours
Density	1.35 kg/L ± 0.03	Adhesive Strength	≥ 1 N/mm ²
pH	8 ± 1	Water Vapour Transmission Rate	< 0.6 g / (h.cm ²)
Application Temperature	Between +5°C and +30°C	Water Transmission Rate	< 0.1 kg / (m ² .h ^{0.5})
Service Temperature	-25°C / + 80°C	Crack Bridging	+21°C > 2.5 mm
Time Before Use	min. 3 days		-10°C > 1.5 mm
Time Required To Gain Final Strength	14 days	Pressurised Water Strength	5 Bar Positive
Time Required to Become Waterproof	7 days	Elasticity	500-700 %

* Hereby technical values and product application instructions are obtained in the wake of tests conducted in environment of +23±2°C temperature with relative humidity of %50±5. Higher temperatures will shorten the time span, while lower temperatures will extend it.

 Packaging	20 kg plastic drum
---	--------------------

 Consumption	1.5 kg/m ² per layer. Should be applied in a minimum of 2 layers.
--	---

Surface Preparation

The surface should be cleaned of all residual materials such as dust, oil, dirt, paint, curing materials, bitumen and other foreign substances.

The damaged parts of the concrete, fractures and static cracks on the surface should be repaired with the appropriate YAPIFINE MEND repair mortar first.

Water infiltration should be eliminated with the usage of YAPIFINE HYDRA SHOCK. Dynamic cracks should be filled with YAPIFINE GOOP HYBRID or YAPIFINE GOOP Sealant.

Sharp corner and edge joints should be chamfered.

The application surface should be saturated with water, the saturation procedure should begin 24 hours before the application and the surface should be kept wet during the application as well. Make sure there are no water puddles on the surface.

It is recommended to use YAPIFINE UNI PRIME for a primer application on absorbant surfaces.

Application Information



The product is applied to the surface in a minimum of 2 layers with a brush without dilution. The film thickness on each layer should be between 1-1.5 mm. The layers should be homogeneous, smooth and even and the application should be done in the same direction on each specific layer. Once the first layer finishes drying the second layer can be applied. 6 hours should pass after the application of the first layer so that the second layer can be applied. After a layer's application, when a hand inspection is done on the layer and there are no traces left on the fingers then the second layer can be applied. In order to achieve a greater carrying property it is recommended to use waterproofing nets and felts in-between the layers. The material becomes waterproof 7 days after its application.

Application Conditions

Metal surfaces and surfaces with old bitumen should be primed with synthetic primer. Not applicable to wet and damp floors. Is not suitable for use in foundations. Should not be applied to surfaces that were exposed to sunlight

for too long or to surfaces that are too hot or frozen. Should not be applied when the ambient temperature is not within the values of +5°C and +30°C. The application area should be protected from the effects of wind and direct sunlight. The final consumption amount might vary depending on application conditions and surface characteristics.

Shelf Life

The shelf life of the product is 12 months when stored in its original packaging in dry (maximum relative humidity 60 %), cool (ambient temperature between +10°C and +25°C) and moisture-free environment.

Safety Precautions

The operator should be wearing proper work attire, goggles, mask and protective gloves appropriate to work and worker safety regulations. In case of contact with the eyes or accidental ingestion of the product, seek immediate medical attention. Rinse with plenty of water in case of contact with the skin. Since it's cement based, do not breathe. For further information on the safe handling of this product please read the Safety Data Sheet (SDS).

YAPIFINE HYDRA® BITUMEN

Bitumen Based Waterproofing Material



Product Definition

Bitumen based, elastic, polymer modified one component thick waterproofing material that can only be used on its positive side.

Areas of Use

- Both indoors and outdoors.
- Horizontal and vertical surfaces
- Foundation and shear walls
- Wet locations, retaining walls
- For the purposes of protecting and insulating the constructions and construction elements under the influence of constant or temporary water pressure
- Can be used in the adhesion of tiles used for insulation or drainage purposes. Since it is not resistant to UV, the product should be appropriately covered after application

Advantages

- Easy to apply.
- Solvent-free.
- Provides a waterproof coating without any joints.
- Adheres well to surfaces due to its high adherence.
- Has a crack bridging property.
- Is applied cold, dries rapidly.
- Is not subject to sagging in vertical applications.

Technical Specifications

Colour	Brown (black upon drying)	Contact With Water	48 hours
Density	1.10 kg/L ± 0.03	Crack Bridging	2 mm
pH	11.50 – 12.50	Resistance to Rain	R1
Application Temperature	Between +5°C to +30°C	Impermeability to Water	W1
Pot Life	1 – 2 hours	Resistance to Pressure	C2B
Drying Time	min. 48 hours	Reaction to Fire	E

* Hereby technical values and product application instructions are obtained in the wake of tests conducted in environment of +23±2°C temperature with relative humidity of %50±5. Higher temperatures will shorten the time span, while lower temperatures will extend it.

Packaging	30 kg plastic drum
------------------	--------------------

Consumption	Total consumption for 2 coats of application is provided in the table below.		
	Area of Use	Dry Film (mm)	Consumption (kg)
	Areas exposed to floor humidity	3 mm	4,5 kg/m ²
	Insulation against temporary pressurized water	3 mm	4,5 kg/m ²
	Areas permanently subject to pressurized water	4 mm	5,5 kg/m ²

* Recommended to use glass fibre reinforcement between layers.

Surface Preparation

The surface should be cleaned of all residual materials such as dust, oil, dirt, paint, curing materials, bitumen and other foreign substances.

The damaged parts of the concrete, fractures and static cracks on the surface should be repaired with the appropriate YAPIFINE MEND repair mortar first.

Water infiltration should be eliminated with the usage of YAPIFINE HYDRA SHOCK. Dynamic cracks should be filled with YAPIFINE GOOP HYBRID or YAPIFINE GOOP Sealant.

Sharp corner and edge joints should be chamfered.

The application surface should be primed with a solvent-free bitumen primer and the application should begin once the primer is completely dry.

Lining

The product can be diluted with water with a 1/5 ratio after which it can be used for the priming procedure.

The material should be distributed evenly with a suitable brush and applied without material accumulation on surface.

The actual application should begin after the primer has finished drying/setting.

The recommended usage ratio is 0.25 kg/m².

Application Information



Should be applied with an appropriate brush, trowel or spraying machine in a minimum of 2 layers.



YAPIFINE HYDRA® BITUMEN

Bitumen Based Waterproofing Material



Application Information (Continuation)

In order to apply the second layer, the first layer needs to finish drying first.

The second layer should be applied perpendicular to the first layer.

It is recommended to use waterproofing mesh or seal between the layers in order to improve the carrying capacity of the product.

Until through-dry state is achieved the foundation pit should not be closed. After the cover is protected with the appropriate thermal insulation and drainage plates, a filler application should be applied as well.

The tools used should be rinsed off with water before they dry. In case the material on the tools have already dried, solvent can be used in order to clean them.

Application Conditions

Should not be applied when the ambient temperature is not within the values of +5°C and +30°C.

While it is raining or there is a risk of rain, the application should not take place.

The application area should be protected from the effects of wind and direct sunlight. Avoid applications in areas that are affected by direct sunlight or wind or areas that are in risk of a freeze in the next 24 hours after application.

Application should be done on the part of the construction that is in contact with water.

Since the material will take longer to cure in cold weather, the second layer should be applied only after the first layer finishes drying/setting.

The final consumption amount might vary depending on application conditions and surface characteristics.

Shelf Life

The shelf life of the product is 12 months when stored in its original packaging in dry (maximum relative humidity 60 %), cool (ambient temperature between +10°C and +25°C) and moisture-free environment.

Should be stored without putting palettes on top of each other

Safety Precautions

The operator should be wearing proper work attire, goggles, mask and protective gloves appropriate to work and worker safety regulations.

In case of contact with the eyes, rinse with plenty of water before seeking immediate medical attention.

In case of accidental ingestion of the product seek immediate medical attention.

Rinse with plenty of water in case of contact with the skin. Since it's cement based, do not breathe.

For further information on the safe handling of this product please read the Safety Data Sheet (SDS).

YAPIFINE HYDRA[®] BITUMEN 2C

Bitumen Rubber Based Two Component
Waterproofing Material



Product Definition

Bitumen rubber based polymer modified elastic two component waterproofing material that is only available for use on its positive side.

Areas of Use

- Both indoors and outdoors.
- Horizontal and vertical surfaces,
- Foundations and shear walls,
- Wet locations, retaining walls
- For the purposes of protecting and insulating the constructions and construction elements under the influence of constant or temporary water pressure
- Can be used in the adhesion of tiles used for insulation or drainage purposes. Since it is not resistant to UV, the product should be appropriately covered after application.


Advantages


- Easy to apply.
- Solvent-free.
- Provides a waterproof coating without any joints.
- Adheres well to surfaces due to its high adherence.
- Has a crack bridging property.
- Is applied cold, dries rapidly.
- Is not subject to sagging in vertical applications.

Technical Specifications

Colour	Brown (black upon drying)	Contact With Water	48 hours
Density	1.13 kg/L ± 0.03	Crack Bridging	2 mm
pH	11.50 – 12.50	Resistance to Rain	R1
Application Temperature	Between +5°C to +30°C	Impermeability to Water	W1
Pot Life	1 – 2 hours	Resistance to Pressure	C2B
Drying Time	min. 24 hours	Reaction to Fire	E

* Hereby technical values and product application instructions are obtained in the wake of tests conducted in environment of +23±2°C temperature with relative humidity of %50±5. Higher temperatures will shorten the time span, while lower temperatures will extend it.

 Packaging	Plastic drum of 30 kg (Component A: 22 kg + Component B: 8 kg)
--	---

 Consumption	Total consumption for 2 coats of application is provided in the table below.		
	Area of Use	Dry Film (mm)	Consumption (kg)
	Areas exposed to floor humidity	3 mm	4,5 kg/m ²
	Insulation against temporary pressurized water	3 mm	4,5 kg/m ²
	Areas permanently subject to pressurized water	4 mm	5,5 kg/m ²

* Recommended to use glass fibre reinforcement between layers.

Surface Preparation

The surface should be cleaned of all residual materials such as dust, oil, dirt, paint, curing materials, bitumen and other foreign substances.

The damaged parts of the concrete, fractures and static cracks on the surface should be repaired with the appropriate YAPIFINE MEND repair mortar first.

Water infiltration should be eliminated with the usage of YAPIFINE HYDRA SHOCK. Dynamic cracks should be filled with YAPIFINE GOOP HYBRID or YAPIFINE GOOP Sealant.

Sharp corner and edge joints should be chamfered.

The application surface should be primed with a solvent-free bitumen primer and the application should begin once the primer is completely dry.

Mixture Preparation

The powder component should be slowly added to the liquid component in a medium speed mixer, at a speed of around 400-600 rpm, until a homogeneous mixture is obtained.

The mixture should be consumed within 1-2 hours.

Application Information



Should be applied with an appropriate brush, trowel or spraying machine in a minimum of 2 layers.

In order to apply the second layer, the first layer needs to finish drying first.



YAPIFINE HYDRA®

BITUMEN 2C

Bitumen Based Two Component
Waterproofing Material



Application Information (Continuation)

The second layer should be applied perpendicular to the first layer.

It is recommended to use waterproofing mesh or seal between the layers in order to improve the carrying capacity of the product.

Until through-dry state is achieved the foundation pit should not be closed. After the cover is protected with the appropriate thermal insulation and drainage plates, a filler application should be applied as well.

The tools used should be rinsed off with water before they dry. In case the material on the tools have already dried, solvent can be used in order to clean them

Application Conditions

Should not be applied when the ambient temperature is not within the values of +5°C and +30°C.

While it is raining or there is a risk of rain, the application should not take place.

The application area should be protected from the effects of wind and direct sunlight. Avoid applications in areas that are affected by direct sunlight or wind or areas that are in risk of a freeze in the next 24 hours after application.

Application should be done on the part of the construction that is in contact with water.

Since the material will take longer to cure in cold weather, the second layer should be applied only after the first layer finishes drying/setting.

The final consumption amount might vary depending on application conditions and surface characteristics.

Shelf Life

The shelf life of the product is 12 months when stored in its original packaging in dry (maximum relative humidity 60 %), cool (ambient temperature between +10°C and +25°C) and moisture-free environment.

Should be stored without putting palettes on top of each other.

Safety Precautions

The operator should be wearing proper work attire, goggles, mask and protective gloves appropriate to work and worker safety regulations.

In case of contact with the eyes, rinse with plenty of water before seeking immediate medical attention.

In case of accidental ingestion of the product seek immediate medical attention.

Rinse with plenty of water in case of contact with the skin.

Since it's cement based, do not breathe.

For further information on the safe handling of this product please read the Safety Data Sheet (SDS).

YAPIFINE HYDRA® BITUMEN PU 2C

Bitumen-Polyurethane Based Two Component
Liquid Waterproofing Material



Product Definition

Rapidly curing polyurethane based elastic two component liquid waterproofing material that also includes bitumen that is applied cold.

Areas of Use

- Water tanks (except for drinking water reservoirs),
- Floors,
- Foundations,
- Bridge platforms,
- Cut-and-cover tunnels,
- Underneath the tiles in bathrooms, terraces and roofs,
- Concrete buildings,
- Retaining walls,
- Plaster and cement boards,
- On EPDM and asphalt membranes,
- Lighter roofs (made of metal or fibrous cement)
- Green terraces and roofs.

Advantages

- Easy to apply.
- Adheres perfectly to almost any surface with or without a primer application creating a film of high elasticity.
- Never causes water leakage in application area.
- High elasticity.
- Rapid curing.
- Resistant against dead water and frost.
- Prevents water vapour.
- Has crack bridging property.
- In a vast range of heat, heat resistance performance is between -40°C and +90°C.
- Resistant against cold. Film maintains elasticity up to -40°C.
- Ensures effective resistance against chemicals.
- Also applicable as joint material.
- Perfect mechanic features; high tensile, tear and abrasion resistances.

Technical Specifications

Colour	Black	Adherence on Concrete	≥ 2 N/mm ²
Brightness	Semi-gloss	Tensile Strength	≥ 2 N/mm ²
Mixture Ratio	1/1 (Component A / Component B)	Rupture-Expansion Percentage	≥ 2000 %
Pot Life (+20°C)	30 minutes	Hardness (Shore A)	35
Density (+20°C)	1 g/cm ³ ± 0.02	QUV	1000 hours
Viscosity (+25°C)	3000 – 3500 cP (A+B)	Crack Bridging	CB2
Application Temperature	Between +5°C to +35°C	Resistance to Rain	R1
Temperature Resistance	200 days at +80°C Dry sudden heat at +150°C	Impermeability	W1
Drying Period (at +23°C, 55% relative humidity)	Drying Time: 2 hours Time for New Coat: 6-24 hours Through-dry Time: 7 days	Resistance to Pressure	C2B
		Reaction to Fire	E

* Hereby technical values and product application instructions are obtained in the wake of tests conducted in environment of +23±2°C temperature with relative humidity of %50±5. Higher temperatures will shorten the time span, while lower temperatures will extend it.

Packaging	Component A: 20 L tin drum Component B: 20 L tin drum
------------------	--

Consumption	Minimum 0.75 – 1 L/m ² for each layer. Applied in a minimum of two layers. Total theoretical consumption is 1.5 – 2 L/m ² .
--------------------	---

Surface Preparation

The surface should be cleaned of all residual materials such as dust, oil, dirt, paint, curing materials, bitumen and other foreign substances.

The damaged parts of the concrete, fractures and static cracks on the surface should be repaired with the appropriate YAPIFINE MEND repair mortar first.

Water infiltration should be eliminated with the usage of YAPIFINE HYDRA SHOCK. Dynamic cracks should be filled with YAPIFINE GOOP HYBRID or YAPIFINE GOOP Sealant.

Sharp corner and edge joints should be chamfered.

If possible, the surface should be washed with highly pressurized water and then dried off.

Lining

YAPIFINE HYDRA PU PRIME or YAPIFINE BASE EPOXY PRIME should be used for absorbent surfaces such as concrete, cement, screed, wood. (humidity should be max 5% on these surfaces). YAPIFINE BASE EPOXY PRIME H should be used as primer on moisturized surfaces instead.

YAPIFINE HYDRA PU TILE PRIME should be used on non-absorbent surfaces such as metal, ceramic or old coating. Application is done with a brush or a roller. The resting time between the layers should not exceed 48 hours. In case 48 hour-limit is exceeded and you are not sure about the adhesion performance then YAPIFINE HYDRA PU PRIME should be used instead.

YAPIFINE HYDRA® BITUMEN PU 2C

Bitumen-Polyurethane Based Two Component
Liquid Waterproofing Material



Continuation
of Previous Page

Mixture Preparation

After each component is stirred in its own container with a low speed mixer they are then mixed together. The mixed components A and B are then stirred for a few more minutes together with a low speed mixer and are then prepared for use.

Pot life of the mixture is between 30-35 minutes at 20 °C. The pot life of the mixture is directly proportional to the change in ambient temperature.

Application Information



The mixture is poured onto the surface and is then applied in a minimum of 2 layers with a brush, scraper or roller until the whole surface is covered.

The second layer should be applied 12 at minimum and 24 hours at maximum after the application of the first layer. The resting time between the layers should not exceed 48 hours.

The tools used during the application should be cleaned within 2 hours after the application.

Also applicable as one thick layer. Should be applied with a usage of 1.5 – 2 L/m².

Application Conditions

Should not be applied to surfaces that were exposed to sunlight for too long or to surfaces that are too hot or frozen.

Should not be applied when the ambient temperature is not within the values of +5°C and +30°C.

The application area should be protected from the effects of wind and direct sunlight.

The final consumption amount might vary depending on application conditions and surface characteristics.

Shelf Life

The shelf life of the product is 12 months when stored on wooden pallets in its original packaging in dry (maximum relative humidity 60 %), cool (ambient temperature between +5°C and +25°C) and moisture-free environment.

Safety Precautions

No smoking should take place during application.

The work environment should be well ventilated and should not include any open flames.

Since the solvents are heavier than air it should be remembered that they will be in circulation over the floor.

The operator should be wearing proper work attire, goggles, mask and protective gloves appropriate to work and worker safety regulations.

In case of contact with the eyes, rinse with plenty of water before seeking immediate medical attention.

In case of accidental ingestion of the product seek immediate medical attention.

Rinse with plenty of water in case of contact with the skin.

For further information on the safe handling of this product please read the Safety Data Sheet (SDS).

YAPIFINE HYDRA® PU UV

Polyurethane Based Liquid
Waterproofing Membrane



Product Definition

Polyurethane based, low-viscosity, UV resistant, one component, elastic liquid membrane that cures with the ambient moisture which can be used for waterproofing and protection purposes.

Areas of Use

- Indoors and outdoors applications
- Terraces and balconies,
- Areas beneath coating (wet areas, bathrooms),
- Parking lots, stadium floors,
- Uncovered roofs.

Advantages


- UV-resistant.
- Ready to use
- Easy to apply (with brush or roller)
- Excellent adhesion to any surface
- Curing with humidity in air ensures elastic and durable film.
- Prevents leakage since it does not create joints.
- Effective permeability to water vapor allows the surface to breathe hence preventing the moisture accumulation.
- Even if membrane is damaged in any manner, the damaged part can be easily repaired in a short time.
- Is resistant to water and other chemical materials.


Technical Specifications

Colour	White, Grey
Density (+20°C)	1.40 g/cm ³ ± 0.03
Viscosity (+25°C)	10–50 cP
Application Temperature	Between +5°C to +40°C
Drying Period (at +23°C, 55% relative humidity)	Drying Time: 4 hours Time for New Coat: 6-24 hours Through-dry Time: 4 days
Hardness (Shore A)	60

Capillary Absorption and Permeability to Water	0.80 g/(m ² .h ^{0.5})
Permeability to Water Vapour	Class 1
Rupture-Expansion Percentage	≥ % 600
Tensile Strength	≥ 8 N/mm ²
Adhesive Strength to Concrete	≥ 2 N/mm ²
Reaction to Fire	B2

* Hereby technical values and product application instructions are obtained in the wake of tests conducted in environment of +23±2°C temperature with relative humidity of %50±5. Higher temperatures will shorten the time span, while lower temperatures will extend it.

 Packaging	25 kg tin drum
--	----------------

 Consumption	Minimum 0.75 – 0.90 kg/m ² for each layer. Apply in two coats minimum. Total theoretical consumption is 1.5 – 1.8 kg/m ² .
--	--

* Application depends on the absorptency and roughness of the surface.

Surface Preparation

The surface should be cleaned of all residual materials such as dust, oil, dirt, paint, curing materials, bitumen and other foreign substances.

If possible, the surface should be washed with highly pressurized water and then dried off.

The damaged parts of the concrete, fractures and static cracks on the surface should be repaired with the appropriate YAPIFINE MEND repair mortar first.

The moisture of the application surface should not be more than 5%. YAPIFINE EPOXY PRIME H should be used on surfaces with a high moisture level. For absorbent surfaces such as concrete, screed and wooden surfaces YAPIFINE HYDRA PU PRIME should be used.

For non-absorbent surfaces such as metal, ceramic or old coatings YAPIFINE HYDRA PU TILE PRIME should be used.

Mixture Preparation

Before use, unpack and blend for a few minutes with a low-speed mixer. Ready to use, thinning not recommended.

Application Information



Apply the mixture on primed surface with a brush or a roller in a minimum of two layers. The second layer should be applied between a minimum of 4 hours and a maximum of 24 hours after the application of the first player.

Application Conditions

Should not be applied to surfaces that were exposed to sunlight for too long or to surfaces that are too hot or frozen. Should not be applied when the ambient temperature is not within the values of +5°C and +30°C.

The application area should be protected from the effects of wind and direct sunlight. The final consumption amount might vary depending on application conditions and surface characteristics.

Shelf Life

The shelf life of the product is 12 months when stored on

wooden pallets in its original packaging in dry (maximum relative humidity 60 %), cool (ambient temperature between +5°C and +25°C) and moisture-free environment. The unpacked material should be used as soon as possible.

Safety Precautions

No smoking should take place during application. The work environment should be well ventilated and should not include any open flames. Since the solvents are heavier than air it should be remembered that they will be in circulation over the floor. The operator should be wearing proper work attire, goggles, mask and protective gloves appropriate to work and worker safety regulations. In case of contact with the eyes, rinse with plenty of water before seeking immediate medical attention. In case of accidental ingestion of the product seek immediate medical attention. Rinse with plenty of water in case of contact with the skin. For further information on the safe handling of this product please read the Safety Data Sheet (SDS).

YAPIFINE HYDRA® PU CLEAR

Polyurethane Based Transparent Liquid
Waterproofing Membrane



Product Definition

Aliphatic polyurethane based, transparent, one component, liquid waterproofing membrane.

Areas of Use

- Terraces,
- Verandas and balconies,
- Concrete and natural stone surfaces,
- Glass surfaces,
- Ceramic surfaces.

Advantages

- Perfect mechanical features.
- High UV resistance.
- Cures with humidity in air. Adheres on surfaces without interruption, ensuring a transparent, durable and elastic film.
- Perfect resistance against bad weather.
- Easy to apply (with roller or brush).
- Able to withstand constant contact with water without any problems due to its pure polyurethane structure.
- Preserves mechanical features in temperatures from -40°C to +80°C.
- High adhesive strength.
- Alkali and chemical resistance. Preserves transparency and elasticity after years.


Technical Specifications

Colour	Transparent
Density (+20°C)	1 g/cm ³ ± 0.03
Viscosity (+25°C)	1500 ± 100 cP
Service Temperature	100 days at +80°C Dry sudden heat at +200°C
Drying Period (at +23°C, 55% relative humidity)	Drying time: 6 hours Time for new coat: 8-24 hours Through-dry time: 7 days

Hardness (Shore D)	40
Rupture-Expansion Percentage	≥ % 350
QUV	3000 hours
Tensile Strength	≥ 35 N/mm ²
Adhesive Strength to Concrete	≥ 2 N/mm ²
Reaction to Fire	B2

* Hereby technical values and product application instructions are obtained in the wake of tests conducted in environment of +23±2°C temperature with relative humidity of %50±5. Higher temperatures will shorten the time span, while lower temperatures will extend it.

 Packaging	1-5 kg tin drum
---	-----------------

 Consumption	0.10-0.50 L/m ² for each layer. Apply in a minimum of two layers. Total theoretical consumption is 0.2 - 1 L/m ² .
--	--

Surface Preparation

The surface should be cleaned of all residual materials such as dust, oil, dirt, paint, curing materials, bitumen and other foreign substances.

The damaged parts of the concrete, fractures and static cracks on the surface should be repaired with the appropriate YAPIFINE MEND repair mortar first.

Water infiltration should be eliminated with the usage of YAPIFINE HYDRA SHOCK. Dynamic cracks should be filled with YAPIFINE GOOP HYBRID or YAPIFINE GOOP Sealant.

Sharp corner and edge joints should be chamfered.

If possible, the surface should be washed with highly pressurized water and then dried off.

Lining

YAPIFINE HYDRA PU TILE PRIME should be used on polished non-absorbent surfaces such as polished ceramic tiling, glass and glass bricks. YAPIFINE HYDRA PU TILE PRIME should be applied with a cloth and the lining should be carried out without any flaws.

Mixture Preparation

The product should be opened and stirred with a low speed mixer in its packaging for a few minutes before use.

Application Information



The mixture is poured onto the surface and is then applied in a minimum of 2 layers with a brush or a roller until the whole surface is covered. The second layer should be applied 8 at minimum and 24 hours at maximum after the application of the first player. The resting time between the layers should not exceed 48 hours. The tools used during the application should be cleaned within 2 hours after the application.

Application Conditions

Should not be applied to surfaces that were exposed to sunlight for too long or to surfaces that are too hot or frozen. Should not be applied when the ambient temperature is not within the values of +5°C and +35°C. The application area should be protected from the effects of wind and direct sunlight.

The final consumption amount might vary depending on application conditions and surface characteristics.

Shelf Life

The shelf life of the product is 9 months when stored on wooden pallets in its original packaging in dry (maximum relative humidity 60 %), cool (ambient temperature between +5°C and +25°C) and moisture-free environment. The unpacked material should be used as soon as possible.

Safety Precautions

No smoking should take place during application. The work environment should be well ventilated and should not include any open flames. Since the solvents are heavier than air it should be remembered that they will be in circulation over the floor. The operator should be wearing proper work attire, goggles, mask and protective gloves appropriate to work and worker safety regulations. In case of contact with the eyes, rinse with plenty of water before seeking immediate medical attention. Rinse with plenty of water in case of contact with the skin. For further information on the safe handling of this product please read the Safety Data Sheet (SDS).

YAPIFINE HYDRA® SERUM

Polyurethane Based Injection Resin



Product Definition

Polyurethane based, low viscosity, closed celled, water reactive, one component injection resin specially designed to stop pressurized and non-pressurized water flows leaking through cracks on concrete surfaces.

Areas of Use

- Foundations, Retention walls, Cracked walls,
- Water tanks, Dams, Tunnels and subways,
- Wastewater and sewage systems,
- Storehouses,
- Filling layers and joints.

Advantages

- Resistant against weak acids, microorganisms, alkali and water.
- Ease of adjusting reaction time.
- Easy-to-apply.
- Hydrophobic.
- Low-viscosity; penetrates well into capillary cracks.
- Solvent free.
- Reacts with water to stop leakage.

Technical Specifications

Colour	Transparent yellow
Density (+20°C)	1.10 g/cm ³ ± 0.03
Viscosity (+25°C)	~ 200 cP
Solid Matter	100 %
Flashpoint	145°C

YAPIFINE SERUM INJ CATALYST	
Colour	Transparent yellow
Density (+20°C)	0.95 g/cm ³ ± 0.01
Viscosity (+25°C)	~ 15 cP
Application Temperature	+70°C

* Hereby technical values and product application instructions are obtained in the wake of tests conducted in environment of +23±2°C temperature with relative humidity of %50±5. Higher temperatures will shorten the time span, while lower temperatures will extend it.



Packaging

Component A: 7.5 kg tin can
Component B: 0.75 kg tin can

Surface Preparation

All the free particles present in the cracks and joints on the surface where the injection will be made should be cleaned.

Cracks larger than 3mm should be repaired with an appropriate repair mortar.

The locations of the pakers (injectors) are determined according to where and how the leak was coming through. The pakers (injectors) are placed at a 45 degree angle.

Pakers (injectors) should be nailed all the way into half the length of the concrete thickness.

The distance between the pakers (injectors) should be between 15 cm to 90 cm.

The insides of the holes should be dust free.

Mixture Preparation

YAPIFINE SERUM INJ CATALYST is thoroughly mixed before use.

YAPIFINE SERUM is then mixed with the given amount of catalyst and becomes ready to use.

The amount of catalyst should be adjusted according to the cracks and the water's flowing rate as well as the weather conditions at the site of the application.

The catalyst can be used with a ratio between 2% - 10%.

The required amount of mixture should be prepared and then should be applied without delay.

Application Information



Applied with a single component injection pump into the prepared pakers (injectors). The application pressure varies between 14 and 200 bars. Application should begin with the first paker (injector). A Starting at low, the pressure is increased until resin overflows. When the resin overflows, the application moves on to the next paker (injector). During the injection application the resin that is injected from all pakers (injectors) will begin overflowing from the cracks on the concrete. After this procedure, the application is finalized. In the application of YAPIFINE SERUM, the consumption amount is proportional to the cracks and holes that need to be completely filled.

Application Conditions

Should not be applied to surfaces that were exposed to sunlight for too long or to surfaces that are too hot or frozen.

Should not be applied when the ambient temperature is not within the values of +5°C and +35°C.

The application area should be protected from the effects of wind and direct sunlight.

The final consumption amount might vary depending on application conditions and surface characteristics.

Shelf Life

The shelf life of the product is 12 months when stored on wooden pallets in its original packaging in dry (maximum relative humidity 60 %), cool (ambient temperature between +5°C and +25°C) and moisture-free environment. The unpacked material should be used as soon as possible.

Safety Precautions

No smoking should take place during application.

The work environment should be well ventilated and should not include any open flames.

Since the solvents are heavier than air it should be remembered that they will be in circulation over the floor. The operator should be wearing proper work attire, goggles, mask and protective gloves appropriate to work and worker safety regulations.

In case of contact with the eyes, rinse with plenty of water before seeking immediate medical attention.

For further information on the safe handling of this product please read the Safety Data Sheet (SDS).

YAPIFINE HYDRA® PU PRIME

Polyurethane Based Primer



Product Definition

Polyurethane based, one component, transparent primer.

Areas of Use

- Concrete that emits dust, plaster and gypsum surfaces,
- Wood surfaces,
- Provides surface preparation before all kind of polyurethane based floor material applications

Advantages

- Ready to use
- Adheres perfectly to all kinds of surface.
- Easy to apply.
- Resistant to chemical materials and water
- Ensures perfect junction with absorptive surfaces.
- Dries quickly.
- Spreads and impregnates on surface homogeneously.
- By providing a surface preparation for the materials that will be applied on itself, provides excellent adherence.


Technical Specifications

Colour	Transparent
Density (+20°C)	1.01 g/cm ³ ± 0.03
Viscosity (+25°C)	10 – 50 cP
Application Temperature	Between +5°C to +40°C

Drying Period (at +23°C, 55% relative humidity)	Drying Time: 1 hour Time for New Coat: 4 hours Through-dry Time: 4 days
Hardness (Shore A)	95
Adhesive Strength to Concrete	≥ 2.2 N/mm ²
Reaction to Fire	B2

* Hereby technical values and product application instructions are obtained in the wake of tests conducted in environment of +23±2°C temperature with relative humidity of %50±5. Higher temperatures will shorten the time span, while lower temperatures will extend it.

 Packaging	20 kg tin drum
---	----------------

 Consumption	100-150 g/m ²
--	--------------------------

* Depends on the absorpency and roughness of the application surface.

Surface Preparation

The surface should be cleaned of all residual materials such as dust, oil, dirt, paint, curing materials, bitumen and other foreign substances.

If possible, the surface should be washed with highly pressurized water and then dried off.

The damaged parts of the concrete, fractures and static cracks on the surface should be repaired with the appropriate YAPIFINE MEND repair mortar first..

Mixture Preparation

Should be mixed with a low speed mixer after opening its packaging for a few minutes before use.

Is ready to use, thinning is not required.

Application Information



The application surface is completely covered with a brush or a roller.

On large surfaces, the application can be done with an airless spray.

Other applications can take place 4 hours after the product's application.

Application Conditions

Should not be applied to surfaces that were exposed to sunlight for too long or to surfaces that are too hot or frozen.

Should not be applied when the ambient temperature is not within the values of +5°C and +35°C.

The application area should be protected from the effects of wind and direct sunlight.

The final consumption amount might vary depending on application conditions and surface characteristics.

Shelf Life

The shelf life of the product is 12 months when stored on wooden pallets in its original packaging in dry (maximum relative humidity 60 %), cool (ambient temperature between +5°C and +25°C) and moisture-free environment.

The unpacked material should be used as soon as possible.

Safety Precautions

No smoking should take place during application.

The work environment should be well ventilated and should not include any open flames.

Since the solvents are heavier than air it should be remembered that they will be in circulation over the floor.

The operator should be wearing proper work attire, goggles, mask and protective gloves appropriate to work and worker safety regulations.

In case of contact with the eyes, rinse with plenty of water before seeking immediate medical attention.

For further information on the safe handling of this product please read the Safety Data Sheet (SDS).

YAPIFINE HYDRA[®]

PU TILE PRIME

Polyurethane Based Non-Porous Surface Primer



Product Definition

Highly adhesive primer specially designed to ensure adhesion of polyurethane waterproofing membranes on non-porous surfaces such as ceramic.

Areas of Use

- Surfaces such as natural stone, marble, ceramic,
- Glass,
- Glass-brick,
- Glazed tile.

Advantages

- Easy to apply.
- Dries quickly.
- Does not require thinning.
- Perfect adherence to non-absorptive surfaces such as glass, ceramic.
- Serves as adhesion bridge.


Technical Specifications

Colour	Transparent
Density (+20°C)	0.8 g/cm ³ ± 0.03
Viscosity (+25°C)	40 – 50 cP
Application Temperature	Between +5°C to +40°C

Drying Period (at +23°C, 55% relative humidity)	Drying time: 10 – 15 minutes
Reaction to Fire	B2

* Hereby technical values and product application instructions are obtained in the wake of tests conducted in environment of +23±2°C temperature with relative humidity of %50±5. Higher temperatures will shorten the time span, while lower temperatures will extend it.

 Packaging	4 L tin drum
--	--------------

 Consumption	Minimum 0.05 kg/m ² for single coat. Total theoretical consumption is 0.05 – 0.08 kg/m ² .
--	--

Surface Preparation

The surface should be cleaned of all residual materials such as dust, oil, dirt, paint, curing materials, bitumen and other foreign substances.

If possible, the surface should be washed with highly pressurized water and then dried off.

The damaged parts of the concrete, fractures and static cracks on the surface should be repaired with the appropriate YAPIFINE MEND repair mortar first.

Mixture Preparation

Should be mixed with a low speed mixer after opening its packaging for a few minutes before use.

Application Information

In small areas, is applied with a clean cloth onto the floor in an appropriate amount. It is left to dry/set for 10 to 15 minutes after which the final layer can be applied.

Application Conditions

Should not be applied to surfaces that were exposed to sunlight for too long or to surfaces that are too hot or frozen.

Should not be applied when the ambient temperature is not within the values of +5°C and +35°C.

The application area should be protected from the effects of wind and direct sunlight.

The final consumption amount might vary depending on application conditions and surface characteristics.

Shelf Life

The shelf life of the product is 12 months when stored on wooden pallets in its original packaging in dry (maximum relative humidity 60 %), cool (ambient temperature between +5°C and +25°C) and moisture-free environment. The unpacked material should be used as soon as possible.

Safety Precautions

No smoking should take place during application.

The work environment should be well ventilated and should not include any open flames.

Since the solvents are heavier than air it should be remembered that they will be in circulation over the floor.

The operator should be wearing proper work attire, goggles, mask and protective gloves appropriate to work and worker safety regulations.

In case of contact with the eyes, rinse with plenty of water before seeking immediate medical attention.

For further information on the safe handling of this product please read the Safety Data Sheet (SDS).

YAPIFINE HYDRA[®] PVC MEMBRANE

PVC Membrane



Product Definition

PVC-based, multilayered laminated membrane.

Areas of Use

- Building foundations and shear concrete,
- Highway tunnels,
- Reinforced concrete roofs,
- Ballasted roofs,
- Subway constructions,
- Hangars,
- Wet spaces,
- Building dilatation systems.

Advantages


- Long-lasting.
- Offers high mechanical impact resistance.
- Resistant against chemicals within potable and service water.
- Does not change colour or quality of water.
- Resistant against plant roots.

Technical Specifications

Appearance	Yellow
Length	20 m
Width	2,10 m
Thickness	1.5 and 2 mm
Tear Strength	> 180 N
Composition Separation Resistance	> 200 N

Longitudinal Elongation	> 300 %
Longitudinal Tensile Strength	> 17 N/mm ²
Latitudinal Elongation	> 300 %
Latitudinal Breaking Elongation	> 13 N/mm ²
Reaction to Fire	E

* Hereby technical values and product application instructions are obtained in the wake of tests conducted in environment of +23±2°C temperature with relative humidity of %50±5. Higher temperatures will shorten the time span, while lower temperatures will extend it.

 Packaging	(20 m x 2.1 m) 42 m ² roll
---	---------------------------------------

Shelf Life

Should be stored on wooden pallets in cool, dry and moisture-free environments with an ambient temperature of +10°C and +25°C.

Safety Precautions

No smoking should take place during application.

The product should be kept away from any open flames.

The operator should be wearing proper work attire, goggles, mask and protective gloves appropriate to work and worker safety regulations.

For further information on the safe handling of this product please read the Safety Data Sheet (SDS).

YAPIFINE HYDRA® PVC MEMBRANE ROOF

Polyester Reinforced Roof Membrane



Product Definition

Polyester reinforced, UV protected, TPO roof and terrace membrane.

Areas of Use

- All kinds of flat and sloping roofs that are exposed to sunlight,
- Concrete and steel roofs,
- Terraces,
- Parapets
- Hidden creeks,
- Used in sandwich panels.

Advantages

- Long-lasting.
- Offers high mechanical impact resistance.
- Resistant against chemicals within potable and service water.
- Does not change colour or quality of water.
- Resistant against plant roots,
- UV resistant.

Technical Specifications

Appearance	White / Grey
Length	20 m
Width	2.05 m
Thickness	1.2 ve 1.5 mm
Tear Strength	> 180 N
Composition Separation Resistance	> 200 N

Joint Shear Resistance	> 800 N
Longitudinal Elongation	< 15 %
Longitudinal Tensile Strength	> 17 N/mm ²
Latitudinal Elongation	< 15 %
Latitudinal Breaking Elongation	> 13 N/mm ²
Reaction to Fire	E

* Hereby technical values and product application instructions are obtained in the wake of tests conducted in environment of +23±2°C temperature with relative humidity of %50±5. Higher temperatures will shorten the time span, while lower temperatures will extend it.

 Packaging	1.2 mm: (20m x 2.05m) 41 m ² roll
	1.5 mm: (20m x 2.05m) 41 m ² roll

Shelf Life

Should be stored on wooden pallets in cool, dry and moisture-free environments with an ambient temperature of +10°C and +25°C.

Safety Precautions

No smoking should take place during application.

The product should be kept away from any open flames.

The operator should be wearing proper work attire, goggles, mask and protective gloves appropriate to work and worker safety regulations.

For further information on the safe handling of this product please read the Safety Data Sheet (SDS).

YAPIFINE HYDRA[®] PVC MEMBRANE WP

UV Resistant Water Pool Membrane



Product Definition

It is a reinforced and unreinforced PVC membrane used in fields such as ponds, canals, water basins, dams, swimming pools, ornamental pools that are open to sun and other atmospheric effects.

Areas of Use

- Above ground and underground application,
- Artificial ponds, canals and drainage basins,
- Ornamental pools,
- Liquid waste storage canals,
- Used in insulation of pools.

Advantages


- Long-lasting.
- Offers high mechanical impact resistance.
- Resistant against chemicals within potable and service water.
- Does not change colour or quality of water.
- Resistant against plant roots.
- UV resistant

Technical Specifications

Appearance	Blue
Length	20 m
Width	2,05 m
Thickness	1,2, 1,5 ve 2.0 mm
Tear Strength	> 150 N
Composition Separation Resistance	> 200 N

Joint Shear Resistance	> 800 N
Longitudinal Elongation	< 15 %
Longitudinal Tensile Strength	> 17 N/mm ²
Latitudinal Elongation	< 15 %
Latitudinal Breaking Elongation	> 13 N/mm ²
Reaction to Fire	E

* Hereby technical values and product application instructions are obtained in the wake of tests conducted in environment of +23±2°C temperature with relative humidity of %50±5. Higher temperatures will shorten the time span, while lower temperatures will extend it.

 Packaging	1.2 mm: (20 m x 2.05 m) 41 m ² roll
	1.5 mm: (20 m x 2.05 m) 41 m ² roll
	2.0 mm: (20 m x 2.05 m) 41 m ² roll

Shelf Life

Should be stored on wooden pallets in cool, dry and moisture-free environments with an ambient temperature of +10°C and +25°C.

Safety Precautions

No smoking should take place during application.

The product should be kept away from any open flames.

The operator should be wearing proper work attire, goggles, mask and protective gloves appropriate to work and worker safety regulations.

For further information on the safe handling of this product please read the Safety Data Sheet (SDS).

YAPIFINE HYDRA® BITUMEN MEMBRANE BAND

Aluminum Foil Coated Bitumen Membrane



Product Definition

Bitumen based waterproofing tape that is applied cold and is coated with aluminum foil on its top side and is self-adhesive on its bottom side.

Areas of Use

- Provides insulation by adhering onto any surface such as wood, metal, glass, plastic, plaster and concrete

Advantages

- Long-lasting.
- Offers high mechanical impact resistance.
- UV resistant.
- Can easily be applied on curved surfaces due to its flexible structure.
- Self adhesive.

Technical Specifications

Appearance	Grey / Red
Length	10 m
Width	Between 10-60 cm
Thickness	1.5 mm
Flexibility at Low Temperature	-25 °C
Flow Resistance at Elevated Temperature	100 °C
Tensile Strength (MD/CD)	300 / 260 N / 50mm

Elongation at Break (MD/CD)	230 / 244 %
Resistance to Tearing	NPD
Resistance to Impact	NPD
Resistance to Static Loading	5 kg
Joint Strength	195 N/50mm
Reaction to Fire	E

* Hereby technical values and product application instructions are obtained in the wake of tests conducted in environment of +23±2°C temperature with relative humidity of %50±5. Higher temperatures will shorten the time span, while lower temperatures will extend it.



Packaging

10 m x 10-15-20-25-30-60 cm roll

Surface Preparation

Application surfaces should be dry.

The surfaces should be clean, firm and sturdy, bearing and free of any free particles.

The surface should be cleaned of all residual materials such as oil, grease, dirt, paint, cement grout, rust, mold oil, salt efflorescence and other foreign substances which might reduce the adherence.

It is recommended to use bitumen based primer for application on absorbent surfaces such as concrete, plaster and chipboard.

Avoid application where there is frost or there is a risk of frost.

The operator should be wearing proper work attire, goggles, mask and protective gloves appropriate to work and worker safety regulations.

For further information on the safe handling of this product please read the Safety Data Sheet (SDS).

Application Information

The peelable film layer on one side of the tape is peeled off and the film is pressed firmly on the application surface. The tape should be pressed so that it makes full contact with the application surface at every point.

Shelf Life

The shelf life of the product is 12 months when it is stored on wooden pallets in a cool, dry and moisture free environment with an ambient temperature between +5°C and +30°C

Safety Precautions

No smoking should take place during application.

After the application, protect the application surface from heavy traffic for the next 24 hours.

YAPIFINE HYDRA[®] BITUMEN MEMBRANE EASY

HDPE Coated Bitumen Membrane



Product Definition

Bitumen based, HDPE coated, self-adhesive waterproofing membrane that is applied without the need for a hot air source or a welding torch. The silicone foil on the bottom surface is easily removed and provides permanent insulation.

Areas of Use

- Horizontal and vertical applications,
- Basic and curtain walls,
- Retaining walls,
- External insulation of water tanks,
- Insulation of basement and warehouses,
- Used in underground garages and parking areas.

Advantages

- Easy preparation and application.
- Does not require a welding torch or a hot air source.
- Has crack bridging property.
- Can easily be applied on curved surfaces due to its flexible structure.
- Self adhesive.
- It can be applied on vertical and horizontal surfaces.

Technical Specifications

Appearance	Siyah	Tensile Strength (MD/CD)	300 / 260 N / 50mm
Length	20 m	Elongation at Break (MD/CD)	230 / 244 %
Width	1 m	Resistance to Tearing	155 N
Thickness	1.5 mm	Resistance to Impact	150 mm
Weight	2 kg/m ²	Resistance to Static Loading	10 kg
Flexibility at Low Temperature	-25 °C	Joint Strength	195 N/50mm
Flow Resistance at Elevated Temperature	100 °C	Reaction to Fire	E

* Hereby technical values and product application instructions are obtained in the wake of tests conducted in environment of +23±2°C temperature with relative humidity of %50±5. Higher temperatures will shorten the time span, while lower temperatures will extend it.

 Packaging	20 m x 1 m roll
---	-----------------

Surface Preparation

Application surfaces should be dry.

The pointy ends on the surface should be rounded up with a spiral grinder and deep cracks should be filled up with an appropriate repair mortar.

Inner corners and edge joints should be chamfered.

It is recommended to use bitumen based primer on the application surface and the application should take place after the primer dries.

The surfaces that might reduce the adherence of the product should be roughened.

Application Information

After removing the silicon foil on the bottom surface, the product is ready for use.

The 50-100 cm part of the membrane is opened and 30-50 cm part of the protective paper is peeled off and then the membrane is laid.

Starting from the middle and going to the sides of the laid membrane, the adhesive surface is adhered to the surface with the help of a hard roller brush so that no air bubbles remain.

The protective tape left on the front is pulled from the bottom and rounded the membrane and the bonding process is continued along the line.

Since it is not a UV resistant product, it should be covered appropriately after application.

Shelf Life

The shelf life of the product is 12 months when it is stored on wooden pallets in a cool, dry and moisture free environment with an ambient temperature between +5°C and +30°C.

Safety Precautions

No smoking should take place during application.

After the application, protect the application surface from heavy traffic for the next 24 hours.

Avoid application where there is frost or there is a risk of frost.

The operator should be wearing proper work attire, goggles, mask and protective gloves appropriate to work and worker safety regulations.

For further information on the safe handling of this product please read the Safety Data Sheet (SDS).

YAPIFINE GOOP[®] LM

Low Modulus Polyurethane Based Sealant



Product Definition

One-component, low modulus polyurethane based sealing material that is cured with atmospheric moisture.

Areas of Use

- Indoor and outdoor spaces,
- Horizontal and vertical dilatation joints,
- Surfaces of cement based construction materials, brick, ceramic, glass, wood, galvanized sheet, painted sheet,
- Filling joints of building elements in construction industry,
- Roof tiling,
- Filling gaps between wall and joinery in assembly of PVC and wooden door and window joinery,
- Joints of prefabricated elements.

Advantages

- Single component.
- Polyurethane based.
- Easy to apply with gun.
- Does not sag.
- Can be painted over.
- Resistant against water and weather conditions.
- Resistant against aging and UV rays.
- Maintains elasticity in varying weather temperatures.


Technical Specifications

Appearance	White, Grey, Black
Density	1.15 kg/L ± 0.03
Application Temperature	Between +5°C and +30°C
Service Temperature	-30°C / +80°C
Initial Curing	24 hours
Mechanical Strength	48 hours

Full Strength	7 days
Elongation on Rupture	≥ 600 %
Hardness (Shore A)	20 ± 5
100 % Elongation Module	0.3 Mpa
Tensile Strength	6.5 N/mm

* Hereby technical values and product application instructions are obtained in the wake of tests conducted in environment of +23±2°C temperature with relative humidity of %50±5. Higher temperatures will shorten the time span, while lower temperatures will extend it.

 Packaging	600 mL sausage
--	----------------

 Consumption	1.20-1.30 g/linear meter		
	Joint Width (mm)	Joint Depth (mm)	Joint Length (600 mL sausage/m)
	10	8	7.5
	15	8	5
	20	1	3
	25	12	2
	30	15	1.33

Surface Preparation

The surfaces should be clean, smooth, even and dry and weaker particles should be removed from the surface.

Avoid application on humid surfaces.

Before application the joints should be thoroughly cleaned with a wire brush, spiral or sandblasting. The joint space should be dusted by blowing air into it.

In order to keep the sealant from spreading around and to make it come out smoothly, a masking tape is used on the upper part of the joint, without the tape reaching the center of the joint. The joint width should not be less than 6 mm. The joint widths should be between 10-30 mm and the depth should be between 6-15 mm.

(Approximate ratio: depth/width = 1/2). In order to adjust the aforementioned values, base material (polyethylene fuse etc.) should be used inside the joints.

Mixture Preparation

YAPIFINE GOOP LM is ready for use.

Application Information



The sealant sausage is placed into the sausage gun and is then moved forward by pulling on the trigger. The material is applied without allowing air to get into the joint.

In wide joints, in order to get the sealant to have contact with both the edges and the base, more than one application with the gun might be required.

The surface on a filled joint should be smoothed and evened with the joint spatula and the masking tapes should immediately be removed from the surface without deforming the shape of the joint.

Application Conditions

Ambient temperature: between +5 °C and +30 °C.

Joint surfaces of application should be dry and free of moisture.

Make sure that the applied sealant adheres to the inner surfaces of the joints but not to the bases.

Varying surfaces and air temperatures may affect service and drying time.

YAPIFINE GOOP® LM

Low Modulus Polyurethane Based Sealant



Application Conditions (Continuation) _____

After application, the area should be protected against adverse weather conditions such as direct sunlight, wind, high temperatures (above +50°C), rain and frost.

After application, clean the tools and equipments with an appropriate solvent.

Resistant against water, seawater, diluted alkalis, concrete grout and water-based detergents. Not resistant against alcohol, organic acid, concentrated alkali and hydrocarbon fuel.

The final consumption amount might vary depending on application conditions and surface characteristics.

Shelf Life _____

The shelf life of the product is 12 months when it is stored on wooden pallets in a cool, dry and moisture free environment with an ambient temperature between +10°C and +25°C.

Safety Precautions _____

The operator should be wearing proper work attire, goggles, mask and protective gloves appropriate to work and worker safety regulations.

In case of contact with the eyes, rinse with plenty of water before seeking immediate medical attention.

Rinse with plenty of water in case of contact with the skin.

During the application smoking should not take place and fires should not be lit.

For further information on the safe handling of this product please read the Safety Data Sheet (SDS).

YAPIFINE GOOP[®] HM

High Modulus Polyurethane Based Sealant



Product Definition

One component, high modulus polyurethane based sealing material that is cured with atmospheric moisture.

Areas of Use

- Indoor and outdoor spaces,
- Horizontal and vertical dilatation joints,
- Surfaces of cement based construction materials, brick, ceramic, glass, wood, galvanized sheet, painted sheet,
- Filling joints of building elements in construction industry,
- Roof tiling,
- Filling gaps between wall and joinery in assembly of PVC and wooden door and window joinery,
- Joints of prefabricated elements.

Advantages

- Single component.
- Polyurethane based.
- Easy to apply with gun.
- Does not sag.
- Can be painted over.
- Resistant against water and weather conditions.
- Resistant against aging and UV rays.
- Maintains elasticity in varying weather temperatures.


Technical Specifications

Appearance	White, Grey, Black
Density	1.15 kg/L ± 0.03
Application Temperature	Between +5°C and +30°C
Service Temperature	-30°C / +80°C
Initial Curing	2 mm / 24 hours
Mechanical Strength	48 hours

Full Strength	7 days
Elongation on Rupture	≥ 500 %
Hardness (Shore A)	40 ± 5
100 % Elongation Module	0.4 Mpa
Tensile Strength	10 N/mm

* Hereby technical values and product application instructions are obtained in the wake of tests conducted in environment of +23±2°C temperature with relative humidity of %50±5. Higher temperatures will shorten the time span, while lower temperatures will extend it.

 Packaging	600 mL sausage
--	----------------

 Consumption	1.20-1.30 g/linear meter		
	Joint Width (mm)	Joint Depth (mm)	Joint Length (600 mL sausage/m)
	10	8	7.5
	15	8	5
	20	10	3
	25	12	2
	30	15	1.33

Surface Preparation

The surfaces should be clean, smooth, even and dry and weaker particles should be removed from the surface.

Avoid application on humid surfaces.

Before application the joints should be thoroughly cleaned with a wire brush, spiral or sandblasting. The joint space should be dusted by blowing air into it.

In order to keep the sealant from spreading around and to make it come out smoothly, a masking tape is used on the upper part of the joint, without the tape reaching the center of the joint. The joint width should not be less than 6 mm. The joint widths should be between 10-30 mm and the depth should be between 6-15 mm.

(Approximate ratio: depth/width = 1/2). In order to adjust the aforementioned values, base material (polyethylene fuse etc.) should be used inside the joints.

Mixture Preparation

YAPIFINE GOOP HM is ready for use.

Application Information



The sealant sausage is placed into the sausage gun and is then moved forward by pulling on the trigger. The material is applied without allowing air to get into the joint.

In wide joints, in order to get the sealant to have contact with both the edges and the base, more than one application with the gun might be required.

The surface on a filled joint should be smoothed and evened with the joint spatula and the masking tapes should immediately be removed from the surface without deforming the shape of the joint.

Application Conditions

Ambient temperature: between +5 °C and +30 °C.

Joint surfaces of application should be dry and free of moisture.

Make sure that the applied sealant adheres to the inner surfaces of the joints but not to the bases.

Varying surfaces and air temperatures may affect service and drying time.

YAPIFINE GOOP® HM

High Modulus Polyurethane Based Sealant



Application Conditions (Continuation)

After application, the area should be protected against adverse weather conditions such as direct sunlight, wind, high temperatures (above +50°C), rain and frost.

After application, clean the tools and equipments with an appropriate solvent.

Resistant against water, seawater, diluted alkalis, concrete group and water-based detergents. Not resistant against alcohol, organic acid, concentrated alkali and hydrocarbon fuel.

The final consumption amount might vary depending on application conditions and surface characteristics.

Shelf Life

The shelf life of the product is 12 months when it is stored on wooden pallets in a cool, dry and moisture free environment with an ambient temperature between +10°C and +25°C.

Safety Precautions

The operator should be wearing proper work attire, goggles, mask and protective gloves appropriate to work and worker safety regulations.

In case of contact with the eyes, rinse with plenty of water before seeking immediate medical attention.

Rinse with plenty of water in case of contact with the skin.

During the application smoking should not take place and fires shouldn't be lit.

For further information on the safe handling of this product please read the Safety Data Sheet (SDS).

YAPIFINE GOOP® HYBRID

Hybrid Polymer Based Sealant



Product Definition

One component, high performance, hybrid polymer based joint filler and proofing sealant cured with atmospheric moisture.

Areas of Use

- Indoor and outdoor spaces,
- Horizontal and vertical dilatation joints,
- Surfaces of cement based construction materials, brick, ceramic, glass, wood, galvanized sheet, painted sheet,
- Filling joints of building elements in construction industry,
- Roof tiling,
- Filling gaps between wall and joinery in assembly of PVC and wooden door and window joinery,
- Joints of prefabricated elements.

Advantages


- Single component.
- Free of solvent and isocyanate.
- No VOC emission.
- Easy to apply.
- Does not sag.
- Can be painted over.
- Resistant against water and weather conditions.
- Resistant against aging and UV rays.
- Maintains elasticity in varying weather temperatures.


Technical Specifications

Appearance	White, Grey
Density	1.02 kg/L ± 0.03
Application Temperature	Between +5°C and +30°C
Service Temperature	-40°C / +90°C
Surface Drying	35 minutes

Mechanical Strength	48 hours
Full Strength	7 days
Hardness (Shore A)	35 ± 5
Elongation on Rupture	≥ 300 %
100% Elongation Module	0.8 Mpa

* Hereby technical values and product application instructions are obtained in the wake of tests conducted in environment of +23±2°C temperature with relative humidity of %50±5. Higher temperatures will shorten the time span, while lower temperatures will extend it.

 Packaging	600 mL sausage and 290 mL cartridge
--	-------------------------------------

 Consumption	1.20-1.30 g/linear metre		
	Joint Width (mm)	Joint Depth (mm)	Joint Length (600 mL sausage/m)
	10	8	7.5
	15	8	5
	20	10	3
	25	12	2
30	15	1.33	

Surface Preparation

The surfaces should be clean, smooth, even and dry and weaker particles should be removed from the surface. Avoid application on humid surfaces. Before application the joints should be thoroughly cleaned with a wire brush, spiral or sandblasting. The joint space should be dusted by blowing air into it. In order to keep the sealant from spreading around and to make it come out smoothly, a masking tape is used on the upper part of the joint, without the tape reaching the center of the joint. The joint width should not be less than 6 mm. The joint widths should be between 10-30 mm and the depth should be between 6-15 mm. (Approximate ratio: depth/width = 1/2). In order to adjust the aforementioned values, base material (polyethylene fuse etc.) should be used inside the joints.

Mixture Preparation

YAPIFINE GOOP HYBRID is ready for use.

Application Information



The sealant cartridge / sausage is placed into the appropriate gun and is then moved forward by pulling on the trigger. The material is applied without allowing air to get into the joint.

In wide joints, in order to get the sealant to have contact with both the edges and the base, more than one application with the gun might be required.

The surface on a filled joint should be smoothed and evened with the joint spatula and the masking tapes should immediately be removed from the surface without deforming the shape of the joint.

Application Conditions

Ambient temperature: between +5 °C and +30 °C.

Joint surfaces of application should be dry and free of moisture. Make sure that the applied sealant adheres to the inner surfaces of the joints but not to the bases. Varying surfaces and air temperatures may affect service and drying time.

After application, the area should be protected against adverse weather conditions such as direct sunlight, wind, high temperatures (above +50°C), rain and frost. After application, clean the tools and equipments with an appropriate solvent. The final consumption amount might vary depending on application conditions and surface characteristics.

YAPIFINE GOOP® HYBRID

Hybrid Polymer Based Sealant



Shelf Life

The shelf life of the product is 12 months when it is stored on wooden pallets in a cool, dry and moisture free environment with an ambient temperature between +10°C and +25°C.

Safety Precautions

The operator should be wearing proper work attire, goggles, mask and protective gloves appropriate to work and worker safety regulations.

In case of contact with the eyes, rinse with plenty of water before seeking immediate medical attention.

Rinse with plenty of water in case of contact with the skin.

During the application smoking should not take place and fires shouldn't be lit.

For further information on the safe handling of this product please read the Safety Data Sheet (SDS).

YAPIFINE GOOP® ULTRA TACK

Hybrid Polymer Based Adhesive Sealant



Product Definition

One component, high performance, hybrid polymer based joint filler and proofing sealant cured with atmospheric moisture.

Areas of Use

- Indoor and outdoor spaces,
- Horizontal and vertical dilatation joints
- Bonding almost all kind of materials such as metal, aluminium, glass, plastic, cornices, wood, concrete, composite panels and kitchen accessories.

Advantages

- Single component.
- Free of solvent and isocyanate.
- No VOC emission.
- Easy to apply.
- Does not sag.
- Can be painted over.
- Allows heavy objects to adhere to any surface.
- Resistant against water and weather conditions. Can be used in bonding and sealing applications in damp wet areas.
- Resistant against aging and UV rays.
- Maintains elasticity in varying weather temperatures.


Technical Specifications

Appearance	White, Grey
Density	1.56 kg/L ± 0.03
Application Temperature	Between +5°C and +30°C
Service Temperature	-30°C / +90°C
Initial Curing	5-10 minutes

Mechanical Strength	48 hours
Full Strength	7 days
Tensile Strength	≥ 190 N/mm ²
Hardness (Shore A)	50 ± 5
Elongation on Rupture	> 300 %

* Hereby technical values and product application instructions are obtained in the wake of tests conducted in environment of +23±2°C temperature with relative humidity of %50±5. Higher temperatures will shorten the time span, while lower temperatures will extend it.

 Packaging	290 mL cartridge
--	------------------

 Consumption	1.20-1.30 g/linear metre		
	Joint Width (mm)	Joint Depth (mm)	Joint Length (290 mL cartridge/m)
	10	8	3.63
	15	8	2.42
	20	10	1.45
	25	12	0.97
	30	15	0.64

Surface Preparation

The surfaces should be clean, smooth, even and dry and weaker particles should be removed from the surface.

Avoid application on humid surfaces.

Before application the joints should be thoroughly cleaned with a wire brush, spiral or sandblasting. The joint space should be dusted by blowing air into it.

In order to keep the sealant from spreading around and to make it come out smoothly, a masking tape is used on the upper part of the joint, without the tape reaching the center of the joint. The joint width should not be less than 6 mm. The joint widths should be between 10-30 mm and the depth should be between 6-15 mm. (Approximate ratio: depth/width = 1/2). In order to adjust the aforementioned values, base material (polyethylene fuse etc.) should be used inside the joints.

Mixture Preparation

YAPIFINE GOOP HYBRID is ready for use.

Application Information



The sealant cartridge is placed into the sausage gun and is then moved forward by pulling on the trigger. The material is applied without allowing air to get into the joint.

In wide joints, in order to get the sealant to have contact with both the edges and the base, more than one application with the gun might be required.

The surface on a filled joint should be smoothed and evened with the joint spatula and the masking tapes should immediately be removed from the surface without deforming the shape of the joint.

Application Conditions

Ambient temperature: between +5 °C and +30 °C.

Joint surfaces of application should be dry and free of moisture. Make sure that the applied sealant adheres to the inner surfaces of the joints but not to the bases.

Varying surfaces and air temperatures may affect service and drying time.

After application, the area should be protected against adverse weather conditions such as direct sunlight, wind, high temperatures (above +50°C), rain and frost.

After application, clean the tools and equipments with an appropriate solvent.

The final consumption amount might vary depending on application conditions and surface characteristics.

YAPIFINE GOOP®

ULTRA TACK

Hybrid Polymer Based Adhesive Sealant



Shelf Life

The shelf life of the product is 12 months when it is stored on wooden pallets in a cool, dry and moisture free environment with an ambient temperature between +10°C and +25°C.

Safety Precautions

The operator should be wearing proper work attire, goggles, mask and protective gloves appropriate to work and worker safety regulations.

In case of contact with the eyes, rinse with plenty of water before seeking immediate medical attention.

Rinse with plenty of water in case of contact with the skin.

During the application smoking should not take place and fires shouldn't be lit.

For further information on the safe handling of this product please read the Safety Data Sheet (SDS).

YAPIFINE GOOP® PUTTY

Polyurethane Based Joint Filling Sealant



Product Definition

Two component, self levelling polyurethane based bitumen modified joint filling and waterproofing material that is resistant to jet fuel.

Areas of Use

- Together with compatible primer, on surfaces of concrete, floor hardener, asphalt, natural stone, mosaic and sheet metal,
- Areas under effects of chemicals,
- Airports, seaports and shipyards,
- Floors under effect of oil and fuel,
- Refineries and filling stations,
- Industrial areas, storehouses,
- Parking areas,
- Grouting and crack repair of asphalt and concrete roads,
- Vertical applications.

Advantages

- Solvent-free.
- Polyurethane-based,
- Easy to apply due to self levelling feature,
- Applicable in vertical applications since it does not sag.
- High resistance against defrosting chemicals.
- Resistant against oils and various chemicals.
- Flexibility maintained under various air temperatures.

Technical Specifications

Appearance	Black	Mechanical Strength	48 hours
Pot Life	35 – 45 minutes	Final Strength	7 days
Density	1.37 kg/L ± 0.03	Tensile Strength	1.50 N/mm ²
Application Temperature	Between +5°C and +40°C	Hardness (Shore A)	20 – 35
Service Temperature	-30°C / +80°C	Elongation	400 – 600 %
Initial Curing	24 hours	Return	98 %

* Hereby technical values and product application instructions are obtained in the wake of tests conducted in environment of +23±2°C temperature with relative humidity of %50±5. Higher temperatures will shorten the time span, while lower temperatures will extend it.

 Packaging	10 kg Set (Component A: 9.2 kg, Component B: 0.80 kg)	 Consumption	10 mm x 10 mm joint in 115 g/linear meter
--	---	--	---

Surface Preparation

The surfaces should be clean, smooth, even and dry and weaker particles should be removed from the surface. Avoid application on humid surfaces.

Before application the joints should be thoroughly cleaned with a wire brush, spiral or sandblasting. The joint space should be dusted by blowing air into it.

In order to keep the sealant from spreading around and to make it come out smoothly, a masking tape is used on the upper part of the joint, without the tape reaching the center of the joint.

The joint width should not be less than 6 mm. The joint widths should be between 10-30 mm and the depth should be between 6-15 mm. (Approximate ratio: depth/width = 1/2). In order to adjust the aforementioned values, base material (polyethylene fuse etc.) should be used inside the joints.

In highly porous weak joints, the joint cheeks should be primed with YAPIFINE BASE EPOXY PRIME.

Mixture Preparation

YAPIFINE GOOP PUTTY is prepared by pouring Component B onto the Component A in its original packaging and

stirring with a low speed mixer after which is placed in a sausage gun. According to the joint width the tip of the cannula is adjust. The mixture should be used for application within 35 minutes.

Application Information



The sealant cartridge is placed into the sausage gun and is then moved forward by pulling on the trigger. For the joints where the polyethylene fuse was used starting from the surface the fuse was placed on, the inner left and right surfaces and then the remaining center of the joint are filled. The filled joint surface is then smoothed and evened out with a joint spatula and the masking tapes are also immediately removed without deforming the shape of the joint.

Application Conditions

Ambient temperature: between +5 °C and +30 °C.

Joint surfaces of application should be dry and free of moisture. Make sure that the applied sealant adheres to the inner surfaces of the joints but not to the bases. Varying surfaces and air temperatures may affect service and drying time.

After application, the area should be protected against adverse weather conditions such as direct sunlight, wind, high temperatures (above +50°C), rain and frost.

After application, clean the tools and equipments with an appropriate solvent. The final consumption amount might vary depending on application conditions and surface characteristics.

Shelf Life

The shelf life of the product is 12 months when it is stored on wooden pallets in a cool, dry and moisture free environment with an ambient temperature between +10°C and +25°C.

Safety Precautions

The operator should be wearing proper work attire, goggles, mask and protective gloves appropriate to work and worker safety regulations. In case of contact with the eyes, rinse with plenty of water before seeking immediate medical attention. Rinse with plenty of water in case of contact with the skin. During the application smoking should not take place and fires shouldn't be lit. For further information on the safe handling of this product please read the Safety Data Sheet (SDS).

YAPIFINE GOOP® PUTTY TX

Polyurethane Based Thixotropic Joint Filling Sealant



Product Definition

Three component polyurethane based bitumen modified grouting and waterproofing material that is resistant to jet fuels.

Areas of Use

- Together with compatible primer, on surfaces of concrete, floor hardener, asphalt, natural stone, mosaic and sheet metal,
- Areas under effects of chemicals,
- Airports, seaports and shipyards,
- Floors under effect of oil and fuel,
- Refineries and filling stations,
- Industrial areas, storehouses,
- Parking areas,
- Grouting and crack repair of asphalt and concrete roads,
- Vertical applications.


Advantages

- Solvent-free.
- Polyurethane-based.
- Applicable in vertical applications since it does not sag.
- High resistance against defrosting chemicals.
- Resistant against oils and various chemicals.
- Flexibility maintained under various air temperatures.

Technical Specifications

Appearance	Black	Mechanical Strength	48 hours
Pot Life	35 – 45 minutes	Final Strength	7 days
Density	1.35 kg/L ± 0.03	Tensile Strength	1.50 N/mm ²
Application Temperature	Between +5°C and +40°C	Hardness (Shore A)	20 – 35
Service Temperature	-30°C / +80°C	Elongation	400 - 600 %
Initial Curing	24 hours	Return	98 %

* Hereby technical values and product application instructions are obtained in the wake of tests conducted in environment of +23±2°C temperature with relative humidity of %50±5. Higher temperatures will shorten the time span, while lower temperatures will extend it.

 Packaging	10 kg Set
---	-----------

 Consumption	10 mm x 10 mm joint in ~115 g/linear meter
--	--

Surface Preparation

The surfaces should be clean, smooth, even and dry and weaker particles should be removed from the surface. Avoid application on humid surfaces. Before application the joints should be thoroughly cleaned with a wire brush, spiral or sandblasting. The joint space should be dusted by blowing air into it. In order to keep the sealant from spreading around and to make it come out smoothly, a masking tape is used on the upper part of the joint, without the tape reaching the center of the joint. The joint width should not be less than 6 mm. The joint widths should be between 10-30 mm and the depth should be between 6-15 mm. (Approximate ratio: depth/width = 1/2). In order to adjust the aforementioned values, base material (polyethylene fuse etc.) should be used inside the joints. In highly porous weak joints, the joint cheeks should be primed with YAPIFINE BASE EPOXY PRIME.

Mixture Preparation

YAPIFINE GOOP PUTTY TX is prepared by mixing components A, B and C together and stirring the mixture with a low speed mixer after which is placed in

a sausage gun. According to the joint width the tip of the cannula is adjust. The mixture should be used for application within 35 minutes.

Application Information



The sealant cartridge is placed into the sausage gun and is then moved forward by pulling on the trigger. For the joints where the polyethylene fuse was used starting from the surface the fuse was placed on, the inner left and right surfaces and then the remaining center of the joint are filled. The filled joint surface is then smoothed and evened out with a joint spatula and the masking tapes are also immediately removed without deforming the shape of the joint.

Application Conditions

Ambient temperature: between +5 °C and +30 °C. Joint surfaces of application should be dry and free of moisture. Make sure that the applied sealant adheres to the inner surfaces of the joints but not to the bases. Varying surfaces and air temperatures may affect service and drying time. After application, the area should be protected against adverse weather conditions such

as direct sunlight, wind, high temperatures (above +50°C), rain and frost. After application, clean the tools and equipments with an appropriate solvent. The final consumption amount might vary depending on application conditions and surface characteristics.

Shelf Life

The shelf life of the product is 12 months when it is stored on wooden pallets in a cool, dry and moisture free environment with an ambient temperature between +10°C and +25°C.

Safety Precautions

The operator should be wearing proper work attire, goggles, mask and protective gloves appropriate to work and worker safety regulations. In case of contact with the eyes, rinse with plenty of water before seeking immediate medical attention. Rinse with plenty of water in case of contact with the skin. During the application smoking should not take place and fires shouldn't be lit. For further information on the safe handling of this product please read the Safety Data Sheet (SDS).

YAPIFINE GOOP® DILATATION

TPE Dilatation Tape



Product Definition

Highly elastic, thermoplastic elastomer based dilatation tape for insulation of dilatation spaces, thermal expansion joints and cracks.

Areas of Use

- Any kind of building dilatations,
- Horizontal and vertical applications,
- Underground sections of foundations and shear concrete,
- Water tanks, pools, potable water and wastewater treatment facilities,
- Tunnels and culverts,
- Insulation of cold joints.

Advantages

- Easy to apply thanks to epoxy adhesive.
- High elasticity.
- Features high levels of adherence.
- Has the ability to bond with itself via heat.
- Resistant against diluted acidic and alkali solutions.
- Resistant against ozone and UV.
- Resistant against plant roots.

Technical Specifications

Appearance	Grey
Size	Width: 20 cm Thickness: 1 mm
Service Temperature	-60°C/+80°C
Thermal Source Temperature	250°C
Hardness (Shore A)	75
Bursting Pressure	≥ 4 Bar

Elongation at Longitudinal Rupture	630 %
Latitudinal Rupture Elongation	990 %
Tearing Strength	≥ 47 N/mm ²
Tensile Strength	≥ 6.6 MPa
Pressurized Water Strength	8 bar
Reaction to Fire	B2

* Hereby technical values and product application instructions are obtained in the wake of tests conducted in environment of +23±2°C temperature with relative humidity of %50±5. Higher temperatures will shorten the time span, while lower temperatures will extend it.

 Packaging	20 m roll in cardboard box
--	----------------------------

Surface Preparation

The surface should be cleaned of all residual materials such as dust, oil, dirt, paint, curing materials, bitumen and other foreign substances that would prevent adhesion.

The plaster and weak particles that do not adhere to the surface well enough should be removed from the surface prior to the application.

If there are abnormalities and/or defects on the application surface these should be repaired with YAPIFINE MEND POWER.

Application Information

YAPIFINE MEND EPOXY 2C applied on both sides of the dilation approximately 1-1.5 mm thickness and 40-50 mm width by trowel or spatula.

In order to ensure good adhesion the adhesive should be applied really well onto the surface.

The areas where tape application will be done are determined and the tape sizes are adjusted accordingly.

The dilatation band is placed onto its adhesive side and with the help of a roller, it is made sure that the band makes thorough contact with the epoxy mortar. The mortar is observed to be coming out of the holes on the band.

Likewise, the epoxy mortar is applied on the top side of the band as well. With the help of a spatula the mortar is

smoothed and evened out all the while paying attention that the mortar does not cross over into the joint space.

In case there will be additional band applications, the bands are placed such that the overlap length between them is 10 cm. Hot air is blown onto the overlapping parts so that they melt and are melded together.

During this process, it is recommended to use low temperatures just enough to melt the bands and meld them together in order to avoid deforming the bands.

The bands shouldn't be moved or lifted up until the adhesive mortar has thoroughly dried and hardened.

Application Conditions

Application shouldn't be done on surfaces that were exposed to direct sunlight for too long, surfaces that are too hot or surfaces that are frozen."

Optimal ambient temperature is between +5°C and +30°C, if the temperature is not within these limits, then the application shouldn't take place.

The application area should be protected from the wind or direct sunlight during the application process.

Before and after the application, it should be paid attention to that the sharp and piercing tools do not damage the structure of the product.

Shelf Life

The shelf life of the product is 24 months when it is stored on wooden pallets in a cool, dry and moisture free environment with an ambient temperature between +10°C and +25°C.

Safety Precautions

The operator should be wearing proper work attire, goggles, mask and protective gloves appropriate to work and worker safety regulations.

For further information on the safe handling of this product please read the Safety Data Sheet (SDS).

YAPIFINE GOOP® PUFF

Sealing Tape



Product Definition

New generation, high performance, acrylic polymer based hydrophilic sealing tape that swells upon contact with water.

Areas of Use

- Indoor and outdoor spaces,
- Wall connections,
- Reinforced concrete construction,
- As water retainer at piping inlets & outlets,
- Foundation and shear wall joints,
- Construction joints of cable channels,
- Joints of former and new concrete,
- Construction joints.

Advantages


- Easy to use. Easily applicable on horizontal and vertical areas.
- Upon contact with water, it expands up to 600% and fills possible cracks and pores in cold joints. It makes concrete joints waterproof.
- Swells strongly and rapidly.
- Requires no bonding/welding at joints.
- Applicable in areas with varying water pressure.
- Swells in saltwater as well.
- Returns to its original size when the contact with water ends.

Technical Specifications

Appearance	Yellow roll	
Application Temperature	-20°C / +50°C	
Expansion	7 Days	300 %
	14 Days	300 %

Wet-Dry Expansion Ratio	250 %
Water Pressure Strength	7 Bar
Hardness (Shore A)	40 ± 5

* Hereby technical values and product application instructions are obtained in the wake of tests conducted in environment of +23±2°C temperature with relative humidity of %50±5. Higher temperatures will shorten the time span, while lower temperatures will extend it.

 Packaging	5 mm x 20 mm x 20 m roll
	10 mm x 20 mm x 10 m roll

Surface Preparation

The surface should be cleaned of all residual materials such as dust, oil, dirt, paint, curing materials, bitumen and other foreign substances that would prevent adhesion.

Surface may be dry or slightly humid. Not recommended for application on wet surfaces or rainy weather.

Highly rough surfaces may lead to water leakage after application. The concrete surface, where the tape is to set, should be as smooth as possible.

Plasters that cannot adhere completely to surface and weaker particles should be cleaned of surface prior to application.

Application Information

A portion of the band is cut from the roll, enough for the application surface. The exposed side of the band is adhered to the concrete and in order to achieve greater adhesion it is pressed against the concrete for a time.

The joints are placed 10 cm apart from each other and not on top of each other so they don't overlap.

After the band adhesion process pour the concrete over the band without damaging it.

Application Conditions

The product should not be removed from its packaging until it is to be used.

After application, avoid contact with water until concrete is poured on.

Water hardness and salt ratio may affect volume change.

Not suitable for use with joints that are likely to move.

Shelf Life

The shelf life of the product is 24 months when it is stored on wooden pallets in a cool, dry and moisture free environment with an ambient temperature between +10°C and +25°C.

Safety Precautions

The operator should be wearing proper work attire, goggles, mask and protective gloves appropriate to work and worker safety regulations.

In case of contact with the eyes or accidental ingestion of the product seek immediate medical attention.

For further information on the safe handling of this product please read the Safety Data Sheet (SDS).

YAPIFINE GOOP® PAH

Flexible Waterproofing Tape



Product Definition

Polypropylene based, flexible waterproofing tape.

Areas of Use

- Horizontal and vertical joints,
- Underneath the indoors tiles and ceramics,
- Water tank, swimming pool and parapet joints,
- Foundation-shear wall joints,
- Piping inlets, filter details,
- Filling rod holes,
- As a system together with YAPIFINE HYDRA waterproofing products.

Advantages

- Perfectly compatible with spread waterproofing products and ensures joint-free insulation.
- Compatible with cement-based products thanks to alkali resistance.

Technical Specifications

Appearance	White
Size	Width: 20 cm Thickness: 1 mm
Service Temperature	-60°C / +80°C
Elongation at Longitudinal Rupture	24 %

Latitudinal Rupture Elongation	160 %
Bursting Pressure	3 Bar Positive
UV Resistance	Minimum 500 hours
Pressurized Water Strength	≥ 1.5 Bar

* Hereby technical values and product application instructions are obtained in the wake of tests conducted in environment of +23±2°C temperature with relative humidity of %50±5. Higher temperatures will shorten the time span, while lower temperatures will extend it.

 Packaging	50 m roll in cardboard box
--	----------------------------

Surface Preparation

The surface should be cleaned of all residual materials such as dust, oil, dirt, paint, curing materials, bitumen and other foreign substances that would prevent adhesion.

Plasters that are not completely adhered to surface and weak particles should be cleaned prior to application.

Any defect on projected application surface should be repaired with YAPIFINE MEND POWER.

Application Information

Waterproofing material is applied on the joints and cracks and before it dries YAPIFINE GOOP PAH is laid on top of it.

To make sure it thoroughly connects with the waterproofing layer it is pressed against the layer with the help of a roller or a brush.

It should be paid attention to that there are no bumps on the tape.

The second layer is applied only after the waterproofing material has dried off, meaning that the tape will be left in between the layer applications.

The tape should not be moved or lifted up until the waterproofing mortar has completely hardened.

Application Conditions

Should not be applied to surfaces that were exposed to sunlight for too long or to surfaces that are too hot or frozen.

Should not be applied when the ambient temperature is not within the values of +5°C and +30°C.

The application area should be protected from the effects of wind and direct sunlight.

It should be paid attention to that the sharp and piercing objects do not damage the structure of the product before the application.

Shelf Life

The shelf life of the product is 24 months when it is stored on wooden pallets in a cool, dry and moisture free environment with an ambient temperature between +10°C and +25°C.

Safety Precautions

The operator should be wearing proper work attire, goggles, mask and protective gloves appropriate to work and worker safety regulations.

In case of contact with the eyes or accidental ingestion of the product seek immediate medical attention.

For further information on the safe handling of this product please read the Safety Data Sheet (SDS).

REPAIR & REINFORCEMENT

High performance products that are specially developed for surface preparation, repair and reinforcement of concrete.



YAPIFINE



ENT



REPAIR & REINFORCEMENT

- Cement Based Products
- Epoxy Based Products
- Primers

APPLICATION AREAS	PAGE NO	53	54	55	56	57	58	59	61	62
	PRODUCTS	YAPIFINE MEND 10	YAPIFINE MEND 20	YAPIFINE MEND POWER	YAPIFINE SECURE	YAPIFINE SECURE FAST	YAPIFINE MEND EPOXY 2C	YAPIFINE SECURE EPOXY 3C	YAPIFINE UNI PRIME	YAPIFINE BC PRIME
Column, shear wall repairs				■	■	■	■	■		
Repair and filling of cracks up to 1-5 mm	■									
Repair and filling of cracks up to 10-40 mm		■	■				■			
Floor and plaque repair					■	■	■	■		
Smooth and stable surface preparation prior to ceramic coating, painting and insulation			■	■	■					
Manhole covers and precast channel installation					■	■				
Repair of airport and port runways					■	■	■	■		
Repair of harbor, pier and water structures							■	■		
Subway, dam and highway construction					■	■	■	■		
Exposed concrete surface correction and plaster repairs	■	■								
For filling core, tie, tie-rod holes			■	■		■	■			
Chamfer and segregation application			■	■						
Industrial machinery, steel column etc. fixing to the floor					■	■	■	■		
Machine floors exposed to high mechanical loads								■		
Early high strength applications						■				
Bolt and anchor fittings						■	■			
Bonding of metal parts to concrete							■			
Bonding of dilatation tape							■			
Resistance to chemicals							■	■		
Primer for exposed concrete surface										■
Concrete, aerated concrete, plasterboard, etc. surfaces to create a dust-free surface									■	

YAPIFINE MEND® 10

Fine Repair Mortar – R2



Product Definition

Cement based, polymer modified, single component, surface repair and fixing mortar with improved adherence and fine aggregate.

Areas of Use

- Used for obtaining smoother surface in fine repairs.
- Repair of concrete after moulding during any kind of construction,
- Repair of non-structural areas, repair of mineral surfaces
- Correction and repair of wall and ceiling plasters,
- Repair and forming of gas concrete, exposed concrete, prefabricated concrete, briquette, brick etc. surfaces,
- Filling concrete voids and repair of cracks,
- In order to obtain a smooth subsurface before the applications of ceramics and tiles,
- Filling air bubbles and pockets.

Advantages

- Easy to apply.
- Suitable for spraying and use with trowel.
- Noncorrosive and nontoxic.
- Does not cause cracks and dusting.
- Resistant to freeze-thaw cycle.

Technical Specifications

Appearance	Grey powder	Elastic Modulus	> 25 Gpa
Pot Life	min. 45 minutes	Capillary Water Absorption	≤ 0.5 kg/(m ² .h ^{0.5})
Application Temperature	Between +5°C and +30°C	Compressive Strength (28 days)	≥ 25 N/mm ²
Service Temperature	-30°C /+80°C	Flexural Strength (28 days)	≥ 7 N/mm ²
Application Thickness	max. 30 mm per layer	Adhesive Strength (28 days)	≥ 1 N/mm ²
Time Before Use	1 day	Reaction to Fire	A 1
Restrained Shrinkage / Expansion	≥ 0.8 N/mm ²		

* Hereby technical values and product application instructions are obtained in the wake of tests conducted in environment of +23±2°C temperature with relative humidity of %50±5. Higher temperatures will shorten the time span, while lower temperatures will extend it.



Packaging

25 kg kraft bag



Consumption

Powder consumption of 1.90 ± 0.2 kg/m² for 1 mm thickness

Surface Preparation

The surface should be cleaned of all residual materials such as dust, oil, dirt, paint, curing materials, bitumen and other foreign substances that would prevent adhesion.

The plaster and weak particles that do not adhere to the surface well enough should be removed from the surface prior to the application.

Highly absorbant surfaces should be saturated with water before the application. It should be paid attention to that there are no water puddles on the surface as well.

Mixture Preparation

25 kg of YAPIFINE MEND 10 is slowly poured into 4-5 liters of clean water. Preferably with a low speed mixer, it is mixed with water for a minimum of 1-2 minutes up until when a homogeneous mixture is obtained.

The prepared mortar is left to develop for 3 minutes after which is then lastly stirred for another 2 minutes.

The fresh mortar should be used within 30 minutes.

Application Information



Applied to the surface in the appropriate width with the help of a trowel.

In order to ensure the surface smoothness, an application of trifolium is done. After the application the surface needs to be kept damp for the next 24 hours.

Applications should be done layer by layer where the application thickness is larger than 30 mm and between each layer a minimum of 3 hours should be waited.

Application Conditions

Should not be applied to surfaces that were exposed to sunlight for too long or to surfaces that are too hot or frozen. Should not be applied when the ambient temperature is not within the values of +5°C and +30°C.

The application area should be protected from the effects of wind and direct sunlight.

The final consumption amount might vary depending on application conditions and surface characteristics.

Shelf Life

The shelf life of the product is 12 months when it is stored on wooden pallets in a cool, dry and moisture free environment with an ambient temperature between +10°C and +25°C.

Safety Precautions

The operator should be wearing proper work attire, goggles, mask and protective gloves appropriate to work and worker safety regulations.

In case of contact with the eyes or accidental ingestion of the product seek immediate medical attention.

Rinse with plenty of water in case of contact with the skin. Since it's cement based, do not breathe.

For further information on the safe handling of this product please read the Safety Data Sheet (SDS).

YAPIFINE MEND® 20

Coarse Structural Repair Mortar – R4



Product Definition

Cement based, fibre reinforced, single component, waterproof, structural repair and finishing mortar with coarse aggregate and chemical additives for higher product performance and workability.

Areas of Use

- Structural repairs,
- Repair of surfaces of gas concrete, exposed concrete, prefabricated concrete, briquette, brick etc.,
- Floorings for special coverings with light or medium traffic load and surface repairs
- Any kind of industrial, reinforced concrete building,
- Filling tension gaps (rod clearances/tie-rod holes) and core spaces in concrete buildings,
- Repairing concrete that is obtained via moulding during any kind of construction work and repairment of cracks,
- Repair, restoring and reinforcing projects,
- Repairing surface disorders of 10 – 40 mm thick at once.

Advantages

- Easy to apply.
- Suitable for upside down applications.
- Not affected by humidity due to not having any metal content.
- Waterproof.
- Resistant to sulphate and chlorine.
- Does not cause corrosion.
- Resistant to carbonation.
- Can be used in contact with reinforcement due to chloride-free content.
- Does not shrink.
- Ensures high compressive strength.
- Does not cause cracking and dusting.
- Resistant to freeze-thaw cycle.

Technical Specifications

Appearance	Grey powder
Pot Life	min. 45 minutes
Application Temperature	Between +5°C and +30°C
Service Temperature	-30°C / +80°C
Application Thickness	max. 40 mm per layer
Time Before Use	1 day
Restrained Shrinkage / Expansion	≥ 2 N/mm ²

Elastic Modulus	> 20 Gpa
Capillary Water Absorption	≤ 0.5 kg/(m ² .h ^{0.5})
Compressive Strength (28 days)	≥ 45 N/mm ²
Flexural Strength (28 days)	≥ 5 N/mm ²
Adhesive Strength (28 days)	≥ 2 N/mm ²
Chloride Ion Content	≤ 0.05 %
Reaction to Fire	A1

* Hereby technical values and product application instructions are obtained in the wake of tests conducted in environment of +23±2°C temperature with relative humidity of %50±5. Higher temperatures will shorten the time span, while lower temperatures will extend it.

 Packaging	25 kg kraft bag
---	-----------------

 Consumption	Powder consumption of 190 ± 0.2 kg/m ² for 1 mm thickness
--	--

Surface Preparation

The surface should be cleaned of all residual materials such as dust, oil, dirt, paint, curing materials, bitumen and other foreign substances that would prevent adhesion. The plaster and weak particles that do not adhere to the surface well enough should be removed from the surface prior to the application. Highly absorbant surfaces should be saturated with water before the application. It should be paid attention to that there are no water puddles on the surface as well.

Mixture Preparation

25 kg of YAPIFINE MEND 20 is slowly poured into 3.5-4.5 liters of clean water. Preferably with a low speed mixer, it is mixed with the water for a minimum of 5 minutes up until when a homogeneous mixture is obtained. The prepared mortar is left to develop for 3 minutes after which is then lastly stirred for another 2 minutes. The

fresh mortar should be used within 30 minutes.

Application Information



Applied to the surface in the appropriate width with the help of a trowel.

After the application the surface needs to be kept damp for the next 24 hours.

Applications should be done layer by layer where the application thickness is larger than 40 mm and between each layer a minimum of 3 hours should be waited.

Application Conditions

Should not be applied to surfaces that were exposed to sunlight for too long or to surfaces that are too hot or frozen. Should not be applied when the ambient temperature is not within the values of +5°C and +30°C. The application area should be protected from the effects of wind and direct sunlight. The final consumption

amount might vary depending on application conditions and surface characteristics.

Shelf Life

The shelf life of the product is 12 months when it is stored on wooden pallets in a cool, dry and moisture free environment with an ambient temperature between +10°C and +25°C.

Safety Precautions

The operator should be wearing proper work attire, goggles, mask and protective gloves appropriate to work and worker safety regulations. In case of contact with the eyes or accidental ingestion of the product seek immediate medical attention. Rinse with plenty of water in case of contact with the skin. Since it's cement based, do not breathe. For further information on the safe handling of this product please read the Safety Data Sheet (SDS).

YAPIFINE MEND® POWER

Coarse Structural Repair Mortar – R4



EN 1504-3



Product Definition

Cement based, single component, waterproof, non-shrinking structural repair mortar with coarse aggregate and fibre reinforcement including performance and workability boosting chemical additives.

Areas of Use

- Any kind of industrial, reinforced concrete building
- Floorings on special coverings and surface repairs for areas with light or medium traffic load
- Filling tension gaps (rod clearances/tie-rod holes) and core spaces in concrete buildings,
- Repairing concrete that is obtained via moulding during any kind of construction work and repairment of cracks,
- Engineering constructions such as subway, motorway, dam etc.,
- Repairment, restoration and reinforcement projects,
- Repairing surface disorders of 10 – 40 mm thick at once.

Advantages

- Easy to apply.
- Suitable for vertical and horizontal applications.
- Not affected by humidity due to not having any metal content.
- Waterproof.
- Resistant to sulphate and chlorine.
- Does not cause corrosion.
- Resistant to carbonation.
- Can be used in contact with reinforcement due to chloride-free content.
- Does not shrink.
- Ensures high compressive strength.
- Does not cause cracking and dusting.
- Resistant to freeze-thaw cycle.

Technical Specifications

Appearance	Grey powder	Elastic Modulus	> 20 Gpa
Pot Life	min. 20 minutes	Capillary Water Absorption	≤ 0.5 kg/(m ² .h ^{0.5})
Application Temperature	Between +5°C and +30°C	Compressive Strength (28 days)	≥ 60 N/mm ²
Service Temperature	-30°C /+80°C	Flexural Strength (28 days)	≥ 10 N/mm ²
Application Thickness	max. 40 mm per layer	Adhesive Strength (28 days)	≥ 2 N/mm ²
Time Before Use	1 day	Chloride Ion Content	≤ 0.05 %
Restrained Shrinkage / Expansion	≥ 2 N/mm ²	Reaction to Fire	A1

* Hereby technical values and product application instructions are obtained in the wake of tests conducted in environment of +23±2°C temperature with relative humidity of %50±5. Higher temperatures will shorten the time span, while lower temperatures will extend it.



Packaging

25 kg kraft bag



Consumption

Powder consumption of 1.80 ± 0.2 kg/m² for 1 mm thickness.

Surface Preparation

The surface should be cleaned of all residual materials such as dust, oil, dirt, paint, curing materials, bitumen and other foreign substances that would prevent adhesion.

The plaster and weak particles that do not adhere to the surface well enough should be removed from the surface prior to the application.

Highly absorbant surfaces should be saturated with water before the application. It should be paid attention to that there are no water puddles on the surface as well.

Mixture Preparation

25 kg of YAPIFINE MEND POWER is slowly poured into 3.5-4.5 liters of clean water. Preferably with a low speed mixer, it is mixed with the water for a minimum of 5 minutes up until when a homogeneous mixture is obtained.

The prepared mortar is left to develop for 3 minutes after which is then lastly stirred for another 2 minutes.

The fresh mortar should be used within 20 minutes

Application Information



Applied to the surface in the appropriate width with the help of a trowel. After the application the surface needs to be kept damp for the next 24 hours. Applications should be done layer by layer where the application thickness is larger than 40 mm and between each layer a minimum of 3 hours should be waited. After the application, the surface should be kept damp for 2-3 more days.

Application Conditions

Should not be applied to surfaces that were exposed to sunlight for too long or to surfaces that are too hot or frozen. Should not be used in contact with liquids which have a pH level lower than 5.5.

In large surfaces, the last layer should not be used as a concrete tiling coating.

Should not be applied when the ambient temperature is not within the values of +5°C and +30°C.

The application area should be protected from the effects of wind and direct sunlight.

The final consumption amount might vary depending on application conditions and surface characteristics.

Shelf Life

The shelf life of the product is 12 months when it is stored on wooden pallets in a cool, dry and moisture free environment with an ambient temperature between +10°C and +25°C.

Safety Precautions

The operator should be wearing proper work attire, goggles, mask and protective gloves appropriate to work and worker safety regulations. In case of contact with the eyes or accidental ingestion of the product seek immediate medical attention. Rinse with plenty of water in case of contact with the skin. Since it's cement based, do not breathe. For further information on the safe handling of this product please read the Safety Data Sheet (SDS).

YAPIFINE SECURE®

Non-Shrink Grout Mortar – R4



Product Definition

Cement based, single component, non-shrinking, fluid grout mortar with high adherence and strength.

Areas of Use

- Both indoors and outdoors,
- Assembly of prefabricated concrete construction elements,
- Engineering constructions such as subway, highway, dam etc.,
- As fluid filling in hard-to-reach places,
- Fixing steel columns and poles,
- Fixing any kind of industrial machinery,
- Filling concrete cracks and grooves,
- Production of partitions and column heads

Advantages


- Easy to apply.
- Thanks to fluid structure, settles automatically and easily penetrates into void and cracks.
- Available for pumping or pouring.
- High compressive strength.
- Perfect adherence to concrete, iron and steel.
- Offers early compressive strength.
- Resistant to freeze-thaw cycle.
- Can be used in contact with reinforcement due to chloride-free content.
- Application thickness of 10 – 75 mm.

Technical Specifications

Appearance	Grey powder	Elastic Modulus	> 20 Gpa
Pot Life	min. 30 minutes	Capillary Water Absorption	≤ 0.5 kg/(m ² .h ^{0.5})
Application Temperature	Between +5°C and +30°C	Compressive Strength (28 days)	≥ 60 N/mm ²
Service Temperature	-30°C /+80°C	Flexural Strength (28 days)	≥ 9 N/mm ²
Application Thickness	max. 75 mm per layer	Adhesive Strength (28 days)	≥ 2 N/mm ²
Time Before Use	1 day	Chloride Ion Content	≤ 0.05 %
Restrained Shrinkage / Expansion	≥ 2 N/mm ²	Reaction to Fire	A1

* Hereby technical values and product application instructions are obtained in the wake of tests conducted in environment of +23±2°C temperature with relative humidity of %50±5. Higher temperatures will shorten the time span, while lower temperatures will extend it.

 Packaging	25 kg kraft bag
---	-----------------

 Consumption	~2 kg of powder for 1 litre of mortar.
--	--

Surface Preparation

The surface should be cleaned of all residual materials such as dust, oil, dirt, paint, curing materials, bitumen and other foreign substances that would prevent adhesion.

The plaster and weak particles that do not adhere to the surface well enough should be removed from the surface prior to the application. The surface should be cleaned and prepared by means of appropriate mechanical surface preparation techniques such as high-pressure water jet, roughening, sandblasting etc. For applications with mould, make sure the moulds are clean and impermeable, before fixing them as required. If there is water leakage in application area, the leakage should be drained by means of appropriate stopper. Highly absorbant surfaces should be saturated with water before the application. It should be paid attention to that there are no water puddles on the surface as well.

Mixture Preparation

25 kg of YAPIFINE MEND POWER is slowly poured into 3-4 liters of clean water. The water should have a temperature of 20-25°C. Preferably with a low speed mixer, it is mixed with the water for a minimum of 3 minutes up until when a homogeneous mixture is obtained. The prepared mortar

is left to develop for 2 minutes after which is then lastly stirred for another 30 seconds.

Application Information

The prepared mortar should be poured into the molds without delay, just enough to create a thickness of between 10mm and 75mm. In order to prevent air from getting trapped inside, the mortar should be poured into the mold from one side and without interruption. During the application there should not be any air bubbles inside the product. Since the air bubbles would inhibit the surface adhesion of the product they would reduce the adhesion strength. In such cases, the placement of the mortar should be done with a steel stick. Resting time between layers is 3 hours. Second layer is applied only after the first layer is finished drying/setting. The prepared mortar should be used within 20-25 minutes.

Application Conditions

Should not be applied to surfaces that were exposed to sunlight for too long or to surfaces that are too hot or frozen. Should not be applied when the ambient temperature is not within the values of +5°C and +30°C. The application area should be protected from the effects of wind and direct sunlight. After application,

carry out curing on surface with YAPIFINE CURE ACR in order to prevent premature drying. Do not use for patch repair. The mortar should not be subject to vibration until it sets. Moulds can be removed after 24 hours. In machinery assemblies, machines should not be run until the mortar is set. The final consumption amount might vary depending on application conditions and surface characteristics.

Shelf Life

The shelf life of the product is 1 year (12 months) when it is stored on wooden pallets in a cool, dry and moisture free environment with an ambient temperature between +10°C and +25°C.

Safety Precautions

The operator should be wearing proper work attire, goggles, mask and protective gloves appropriate to work and worker safety regulations. In case of contact with the eyes or accidental ingestion of the product seek immediate medical attention. Rinse with plenty of water in case of contact with the skin. Since it's cement based, do not breathe. For further information on the safe handling of this product please read the Safety Data Sheet (SDS).

YAPIFINE SECURE® FAST

Rapid Setting Non-Shrink Grout Mortar



Product Definition

Cement based, single component, rapid setting, non-shrinking, fluid grout mortar with high adherence and strength.

Areas of Use

- Elevation, repair and assembly of manhole covers,
- Assembly of kerbs and paving stones,
- Applications requiring high strength and short time for operation,
- Assembly of prefabricated concrete construction elements,
- Repair of concrete subject to traffic,
- Fixing materials such as traffic signs, billboards and lighting poles,
- Fixing any kind of industrial machinery,
- Any kind of anchorage, assembly and concrete repair.

Advantages

- Easy to apply.
- Thanks to fluid structure, settles automatically and easily penetrates into void and cracks.
- High compressive strength.
- Perfect adherence to concrete, iron and steel.
- Gains strength very fast.
- Not affected by humidity due to metal-free content.
- Resistant to freeze and thaw.
- Can bear normal traffic load within 1 hour after application.

Technical Specifications

Appearance	Grey powder	Capillary Water Absorption	≤ 0.5 kg/(m ² .h ^{0.5})
Pot Life	max. 2.5 minutes	Compressive Strength	1 hour ≥ 16 N/mm ²
Application Temperature	Between +5°C and +30°C		24 hours ≥ 35 N/mm ²
Service Temperature	-30°C /+80°C		28 days ≥ 65 N/mm ²
Application Thickness	max. 40 mm per layer	Flexural Strength (28 days)	≥ 7 N/mm ²
Setting Time	~ 5 minutes	Adhesive Strength (28 days)	≥ 2 N/mm ²
Time Before Use	1 day	Chloride Ion Content	≤ % 0.05
Restrained Shrinkage / Expansion	≥ 2 N/mm ²	Reaction to Fire	A1
Elastic Modulus	> 20 Gpa		

* Hereby technical values and product application instructions are obtained in the wake of tests conducted in environment of +23±2°C temperature with relative humidity of %50±5. Higher temperatures will shorten the time span, while lower temperatures will extend it.



Packaging

25 kg kraft bag



Consumption

About 21 kg/m² for 10 mm thickness

Surface Preparation

The surface should be cleaned of all residual materials such as dust, oil, dirt, paint, curing materials, bitumen and other foreign substances that would prevent adhesion. The plaster and weak particles that do not adhere to the surface well enough should be removed from the surface prior to the application.

For applications with mould, make sure the moulds are clean and impermeable, before fixing them as required. If there is water leakage in application area, the leakage should be drained by means of appropriate stopper. Highly absorptive surfaces should be waterlogged prior to application. Make sure there is no puddle on surface.

Mixture Preparation

25 kg of YAPIFINE SECURE FAST is slowly poured into 3-4 liters of clean water. The water should have a temperature of 20-25°C. Preferably with a low speed mixer, it is mixed with the water until a homogeneous mixture is obtained.

According to the ambient conditions, it might take 5 to 10 minutes for the mixture to set.

Application Information

The prepared mortar should be poured into the molds without delay, just enough to create a thickness of between 10mm and 40mm. In order to prevent air from getting trapped inside, the mortar should be poured into the mold from one side and without interruption.

During the application there should not be any air bubbles inside the product. Since the air bubbles would inhibit the surface adhesion of the product they would reduce the adhesion strength. In such cases, the placement of the mortar should be done with a steel stick.

Resting time between layers is 3 hours. Second layer is applied only after the first layer is finished drying/setting. The prepared mortar should be used within 2.5 minutes.

Application Conditions

Should not be applied to surfaces that were exposed to

sunlight for too long or to surfaces that are too hot or frozen.

Should not be applied when the ambient temperature is not within the values of +5°C and +30°C.

The application area should be protected from the effects of wind and direct sunlight.

The mortar should not be subject to vibration until it sets. Moulds can be removed after 1-2 hours.

Wait the mortar to harden completely before the assembled machines are started and application areas are opened to traffic.

The final consumption amount might vary depending on application conditions and surface characteristics.

YAPIFINE **SECURE**[®] **FAST**

Rapid Setting Non-Shrink Grout Mortar



Shelf Life

The shelf life of the product is 6 months when it is stored on wooden pallets in a cool, dry and moisture free environment with an ambient temperature between +10°C and +25°C.

Safety Precautions

The operator should be wearing proper work attire, goggles, mask and protective gloves appropriate to work and worker safety regulations.

In case of contact with the eyes or accidental ingestion of the product seek immediate medical attention.

Rinse with plenty of water in case of contact with the skin.

Since it's cement based, do not breathe.

For further information on the safe handling of this product please read the Safety Data Sheet (SDS).

YAPIFINE MEND® EPOXY 2C

Epoxy Based Anchoring and Montage Repair Mortar



EN 1504-3



Product Definition

Epoxy-resin based, two component anchorage and montage repair mortar.

Areas of Use

- Planting any kind of ironstone, installation of anchorage elements,
- Crack repair and isolation of concrete, crack injection and crack isolation,
- Sticking dilatation tapes (EPDM, PVC, TPO, TPE)
- Repairing any kind of structural concrete,
- Assembly and adhering of any kind of metal component on concrete or steel component.

Advantages

- Solvent-free.
- Easy to apply.
- High mechanical strength.
- Watertight.
- Can adhere even on humid surfaces.
- Perfect adhesion on concrete and steel.

Technical Specifications

Colour	Grey
Mixture Ratio	3 / 1 (Component A / Component B)
Mixture Density	1.80 kg/L ± 0.05
Mixed Product Time Before Use (+20°C)	40 minutes
Service Temperature	Between -15 °C and +90 °C
Application Thickness	min. 2 mm, max. 30 mm
Glass Transition Temperature	≥ 45 °C
Chloride Ion Content	≤ 0.05 %

Time Required for Attaining Full Strength	7 days
Flexural Strength	≥ 20 N/mm ²
Compressive Strength	≥ 75 N/mm ²
Adhesive Strength to Concrete	≥ 2 N/mm ²
Adhesive Strength to Metal	≥ 2 N/mm ²
Restrained Shrinkage / Expansion	≥ 2 N/mm ²
Elastic Modulus	> 25 Gpa
Reaction to Fire	DS2d0

* Hereby technical values and product application instructions are obtained in the wake of tests conducted in environment of +23±2°C temperature with relative humidity of %50±5. Higher temperatures will shorten the time span, while lower temperatures will extend it.



Packaging

Can set of 5 kg
(Component A: 3.75 kg + Component B: 1.25 kg)



Consumption

1.7 kg/m² for about 1 mm mortar thickness.

Surface Preparation

Cement based surfaces (concrete, screed, plaster etc.) should be sound, clean, dust-free, and free from molding oils, curing material, bitumen and other foreign substances. Such materials as mortar and cement residues should be peeled off.

The surface to be repaired should be primed with YAPIFINE BASE EPOXY PRIME or YAPIFINE BASE EPOXY PRIME H for humid places. The repair mortar application should be done while the primer is still sticky.

Clean rust and dirt on metal surfaces.

In case of any water leakage, drain and stop it to ensure dry surface.

Mixture Preparation

Until both of the components form a homogeneous mixture with each other, they should be stirred for a minimum of 3 minutes with a mixer-headed drill at around 400-600 rpm.

It should be made sure that the temperature of the mixture is between +15 and +25°C during the mixing process.

Application Information



For Repair Usage; It should be applied by trowel or spatula when the primer is wet on the substrate.

For anchoring reinforcement bars; The hole should be 6 mm larger than the reinforcement to be installed.

The material mixed homogeneously should be poured into the holes which was prepared with necessary diameter and depth. 2/3rd of the depth should be filled.

The reinforcement to be applied should be placed in the hole carefully by rotating slowly. You should observe whether the material over flows.

All tools used should be cleaned up with thinner after the application. Once hardened, mechanical methods are required to free the surface from residual product.

Application Conditions

Blend the product with appropriate mixing drill. Never mix by hand or trowel.

The pot life changes according to the air ambient temperature. Especially at hot temperatures the amount which will be applied should be adjusted accordingly. The ideal temperature range is +10°C to +20°C.

Never add materials such as water or solvent in the mixture. The final consumption amount might vary depending on application conditions and surface characteristics.

Shelf Life

The shelf life of the product is 12 months when it is stored on wooden pallets in a cool, dry and moisture free environment with an ambient temperature between +10°C and +25°C.

Safety Precautions

The application area should be well-ventilated.

The operator should be wearing proper work attire, goggles, mask and protective gloves appropriate to work and worker safety regulations.

In case of contact with the eyes or accidental ingestion of the product seek immediate medical attention.

Rinse with plenty of water in case of contact with the skin. For further information on the safe handling of this product please read the Safety Data Sheet (SDS).

YAPIFINE SECURE®

EPOXY 3C

Epoxy Based Grout Mortar



EN 1504-3



Product Definition

Epoxy based, three component, self levelling grout mortar with special gradation quartz aggregate.

Areas of Use

- Indoor and outdoor spaces,
- Assembly of heavy duty machinery,
- Machinery foundations to be subject to high dynamic loads,
- Repairs requiring high strength on beams and pedestals of portals and tower cranes,
- Bridge seats,
- Fixing of steel columns on foundation,
- Repair and protection of underground engineering structures,
- Repair of wide cracks on reinforced concrete floorings.


Advantages

- Applied without primer. Perfect adherence to various surfaces such as concrete and steel.
- Non-shrinking,
- High chemical strength.
- High compressive, flexural and tensile strength.
- High abrasive and impact resistance.
- Does not shrink.
- Solvent-free.

Technical Specifications

Colour	Grey	Compressive Strength	1 day	> 20 N/mm ²
Mixture Ratio	2 / 1 / 12 (Component A / Component B / Component C)		7 days	> 30 N/mm ²
Mixed Product Time Before Use (+20°C)	30 minutes		28 days	> 75 N/mm ²
Service Temperature	Between -15 °C and +90 °C	Adhesive Strength to Concrete	≥ 2 N/mm ²	
Application Thickness	min. 4 mm, max. 50 mm	Adhesive Strength to Metal	≥ 3 N/mm ²	
Chloride Ion Content	≤ 0.05 %	Restrained Shrinkage / Expansion	≥ 2 N/mm ²	
Time Required for Attaining Full Strength	7 days	Elastic Modulus	> 25 Gpa	
		Reaction to Fire	Ds2d0	

* Hereby technical values and product application instructions are obtained in the wake of tests conducted in environment of +23±2°C temperature with relative humidity of %50±5. Higher temperatures will shorten the time span, while lower temperatures will extend it.

 Packaging	Tin set of 15 kg (A+B+C)
---	--------------------------

 Consumption	1 mm thickness approximately corresponds to 2 kg/m ² .
--	---

Surface Preparation

The surface should be cleaned of all residual materials such as dust, oil, dirt, paint, curing materials, bitumen and other foreign substances that would prevent adhesion.

Such materials as mortar and cement residues should be removed.

Cracked surfaces should be steepened as much as possible. Reinforcement is required and it must be rust free. If necessary, add new reinforcement.

Preparation of Machine and its Foundation

Before placing the machine, loose and distorted areas in the concrete should be cleaned and the surfaces to be placed in the grout should be roughened.

The surface must be dry and the bolt and the base surface must be free from foreign substances that will affect the adherence performance of all types of dirt, rust, oil, dust.

Air discharge holes must be drilled in the base plate.

After the machine is placed and its position and scale are adjusted, its position should never be changed.

If the adjusting wedges are to be removed later, they should be lightly lubricated to prevent the mortar from sticking.

Preparation of Moulds

The moulds must be made of solid material and mounted to withstand the forces they will encounter during the process.

On the side where the grout mortar will be poured, a 5 cm casting space must be left between the edge of the baseplate and the mold.

To cause the grout to spread to the grout mortar, the mold height should be considered on the casting side.

To fill the bottom of very large plates, adjust the pressure to spread height up to 1.5 m or use a pump.

It may be necessary to take precautions using such

equipment.

The edges of the molds should be without gaps to prevent leakage and pressure loss.

Mixture Preparation

Pour component B into component A. Mix with a low speed electric stirrer (400-600 rpm) until the mixture reaches a completely homogeneous appearance.

Then pour the mixture into a suitable container and slowly and continuously add component C, continue mixing for at least 3 minutes until a homogeneous and smooth mortar is obtained.

Mixture should be aged 2 minutes before pouring for micro air deflation.

Application Information



Repair Applications

Prepared mixture should be applied on the surface with a trowel as 4-50 mm. The maximum application thickness should not exceed 50 mm at a time. Wide surfaces open to the atmosphere, especially hot, dry and windy environments should be protected from external effects for 24- 48 hours.

Grout Applications

If there are other machines to work around the machine to be filled, it should be determined to what extent the vibrations from the environment are transmitted by observing the vibration on the surface of a container of water placed on the baseplate. If necessary, working machines should not be operated for at least 10-12 hours until the grout mortar cures. The prepared grout mortar should be poured on the surface uninterruptedly from one side of the mold, with a thickness of 4-50 mm in one layer. Two-sided casting should be avoided in order to prevent air compression in the mold. To ensure that all the cavities in the mold are filled, placement should be made using a steel wire with a hook, and vibrator should not be used. Wide surfaces open to the atmosphere, especially hot, dry and windy environments should be protected from external effects for 24-48 hours. If the exposed edges are to be broken, it can be broken after connecting the socket and the mortar mold is hard enough to be removed. Setting wedges should not be taken before 2 days. After the machine is put into operation, the looseness of nuts and bolts should be checked and tightened if necessary.

Application Conditions

Blend the product with appropriate mixing drill. Never mix by hand or trowel.

Service and hardening times of epoxy resin-based products depend on ambient and ground temperature. The ideal temperature range is +10°C to +20°C.

Product should be prepared using its components in the given amounts and should not be diluted using solvent or any other extra material. Also, do not add extra aggregate or filler.

The final consumption amount might vary depending on application conditions and surface characteristics.

Shelf Life

The shelf life of the product is 18 months when it is stored on wooden pallets in a cool, dry and moisture free environment with an ambient temperature between +10°C and +25°C.

For long-term storage cases, the pallets shouldn't be stacked on top of each other.

Opened packages should be stored with sealed up and they should be consumed within a week.

Safety Precautions

The application area should be well-ventilated.

The operator should be wearing proper work attire, goggles, mask and protective gloves appropriate to work and worker safety regulations.

In case of contact with the eyes or accidental ingestion of the product seek immediate medical attention.

Rinse with plenty of water in case of contact with the skin.

Since it is cement based, do not breathe the powder.

For further information on the safe handling of this product please read the Safety Data Sheet (SDS).

YAPIFINE UNI PRIME

Universal Primer



Product Definition

Acrylic copolymer based, ready-to-use primer with high adherence for absorptive surfaces.

Areas of Use

- Indoor and outdoor spaces,
- Horizontal and vertical applications,
- As adherence-increasing and waterproofing primer before waterproofing and painting applications on dusting and highly absorptive surfaces such as porous concrete, lime stuff, lime fibre or cement based plates and gypsum based surfaces.

Advantages

- Economic.
- Increases adherence.
- Balances water loss.
- Resistant against humidity.
- Prevents cracks due to rapid water loss on cement based coatings of absorptive surfaces.
- Increases service time.
- Odourless.
- Safely applicable indoors thanks to water based structure.

Technical Specifications

Appearance	White liquid
Density	1.55 kg/L ± 0.03
pH	7 - 9

Application Temperature	Between +5°C and +30°C
Drying Time	6 - 24 hours
Service Temperature	-20°C / +70°C

* Hereby technical values and product application instructions are obtained in the wake of tests conducted in environment of +23±2°C temperature with relative humidity of %50±5. Higher temperatures will shorten the time span, while lower temperatures will extend it.

 Packaging	10 kg and 30 kg plastic drum.
---	-------------------------------

 Consumption	150 - 200 g/m ²
--	----------------------------

* Varies depending on absorptiveness and roughness of application surface.

Surface Preparation

The surface should be cleaned of all residual materials such as dust, oil, dirt, paint, curing materials, bitumen and other foreign substances that would prevent adhesion.

The plaster and weak particles that do not adhere to the surface well enough should be removed from the surface prior to the application. Deformed surfaces should be fixed with YAPIFINE MEND repair mortar.

Application Information



Shake well before use.

Once ready, the primer is applied on surface by roll, brush or spraying machine.

Wait for 6 hours before proceeding to waterproofing or painting.

Application Conditions

Ambient temperature: between +5 °C and +30 °C.

Avoid application under strong wind or direct sunlight.

Avoid application in areas with frost risk within 24 hours or directly exposed to sunlight or wind.

Make sure the surface of application is not exposed to precipitation until it is set.

Do not add any material which is not mentioned in the instructions.

The final consumption amount might vary depending on application conditions and surface characteristics.

Shelf Life

The shelf life of the product is 12 months when it is stored on wooden pallets in a cool, dry and moisture free environment with an ambient temperature between +10°C and +25°C.

Safety Precautions

The operator should be wearing proper work attire, goggles, mask and protective gloves appropriate to work and worker safety regulations.

In case of contact with the eyes or accidental ingestion of the product seek immediate medical attention.

Rinse with plenty of water in case of contact with the skin.

For further information on the safe handling of this product please read the Safety Data Sheet (SDS).

YAPIFINE BC PRIME

Exposed Concrete Primer



Product Definition

Acrylic emulsion based, filled exposed concrete primer.

Areas of Use

- Indoor and outdoor spaces,
- Horizontal and vertical applications,
- Before cement or plaster based applications on raw concrete surfaces,
- Before ceiling plaster,
- As adherence-improving primer before applications on former surfaces.

Advantages

- Increases adherence before cement and particularly gypsum plaster applications.
- Makes up for dehydration.
- Odourless.
- Easily applicable indoors due to water based structure.

Technical Specifications

Appearance	Green
Density (undiluted)	1.55 kg/L ± 0.03
Water Dilution Ratio	4 – 6 L water/12 kg product
Application Temperature	Between +5°C to +30°C

Drying Period	1 – 3 hours
Curing Period	~24 hours
Service Temperature	-20°C / +70°C

* Hereby technical values and product application instructions are obtained in the wake of tests conducted in environment of +23±2°C temperature with relative humidity of %50±5. Higher temperatures will shorten the time span, while lower temperatures will extend it.

 Packaging	12 kg plastic drum
--	--------------------

 Consumption	0.15-0.25 kg/m ²
--	-----------------------------

*Varies depending on absorptiveness and roughness of application surface.

Surface Preparation

The surface should be cleaned of all residual materials such as dust, oil, dirt, paint, curing materials, bitumen and other foreign substances that would prevent adhesion.

The surface cracks, which are deeper than 1 cm, should be repaired with YAPIFINE MEND 10, 6-8 hours in advance.

In the cases, where structural repair mortar should be used; YAPIFINE MEND 20 or YAPIFINE MEND POWER should be preferred.

Mixture Preparation

Add 4-6 litres of clean water to dilute product in its own package.

Blend with a preferably low-speed mixer until homogeneous mixture is attained.

Application Information



The prepared product is applied as one coat on the surface with textured roller.

Product dries within 60-90 minutes after application on surface.

Wait for minimum 24 hours before starting cement or gypsum-based plastering.

Start plastering within maximum 3 days after lining.

Application Conditions

Ambient temperature: between +5 °C and +30 °C.

Avoid application under strong wind or direct sunlight.

Avoid application in areas with risk of freeze in 24 hours, as well as those directly exposed to sunlight and wind.

Do not add any material which is not mentioned in the instructions for the application. The final consumption amount might vary depending on application conditions and surface characteristics.

Shelf Life

The shelf life of the product is 12 months when it is stored on wooden pallets in a cool, dry and moisture free environment with an ambient temperature between +10°C and +25°C.

Safety Precautions

The operator should be wearing proper work attire, goggles, mask and protective gloves appropriate to work and worker safety regulations.

In case of contact with the eyes or accidental ingestion of the product seek immediate medical attention.

Rinse with plenty of water in case of contact with the skin.

For further information on the safe handling of this product please read the Safety Data Sheet (SDS).

FLOORING SYSTEMS

High performance flooring systems that provide special solutions for a variety of application and surface conditions.





FLOORING SYSTEMS

- Cement Based Surface Hardener
- Cement Based Screeds
- Epoxy Based Floor Coating Products
- Polyurethane Based Floor Coating Products
- Cure Materials

APPLICATION AREAS	PAGE NO	67	68	69	70	71	62	74	76	77	78	79	81
	PRODUCTS	YAPIFINE BASE QUARTZ	YAPIFINE BASE CORUNDUM	YAPIFINE BASE MIX	YAPIFINE BASE SL	YAPIFINE BASE SL PRIME	YAPIFINE BASE EPOXY POWER	YAPIFINE BASE EPOXY GARAGE	YAPIFINE BASE EPOXY PRIME	YAPIFINE BASE EPOXY PRIME H	YAPIFINE BASE PU	YAPIFINE BASE PU ALF	YAPIFINE CURE ACR
For abrasion resistance	■	■	■										
Leveling of surface defects				■									
PVC, hardwood, wood etc. soil preparation before application				■									
Underfloor heating systems				■									
For high abrasion resistance											■		
For chemical and mechanical resistance											■	■	
School, hospital floors							■				■		
Industrial floors							■				■	■	
Uncovered terrace and balconies							■				■		
Heavy vehicle and pedestrian traffic							■	■			■		
Parking, garage floors								■					
To increase the resistance to dust						■							■
Primers									■				
Primer for damp surface						■				■			

YAPIFINE BASE[®] QUARTZ

Surface Hardener with Quartz Aggregate



Product Definition

Cement based, quartz aggregate surface hardener and performance additives, applied in monolithic manner on fresh concrete surfaces. Enhances abrasion resistance of concrete surfaces on grounds subject to light and medium loads.

Areas of Use

- Indoor and outdoor spaces.
- Factories,
- Work centres,
- Walkways and sidewalks,
- Hangars, warehouses and mechanic workshops,
- Garages and parking lots, and similar places with intense surface abrasion.

Advantages

- Ensures non-dusting, bright, smooth surface floors.
- Easy to clean.
- Improves concrete impermeability.
- Enhances abrasion and impact resistance of surface.
- Creates a surface resistant to freeze-thaw cycle.
- Ensures saving of time thanks to ease and rapid application.
- Economic.
- Three different colour options.

Technical Specifications

Appearance	Grey / Red / Green powder
Application Temperature	Between +5°C and +30°C
Flexural Strength	≥ 9 N/mm ²
Compressive Strength	≥ 70 N/mm ²

Abrasion Resistance by Taber Abraser	≤ 3 g (H22, 1000 g, 1000 cycles)
Step Over Time	24 hours
Reaction to Fire	A1

* Hereby technical values and product application instructions are obtained in the wake of tests conducted in environment of +23±2°C temperature with relative humidity of %50±5. Higher temperatures will shorten the time span, while lower temperatures will extend it.

 Packaging	25 kg kraft bag
--	-----------------

 Consumption	4 – 8 kg/m ² depending on intended use and traffic load
--	--

Surface Preparation

The load bearing concrete of the application surface should be minimum class C25.

Surface of the fresh concrete where the application is planned should be finished with finishing tray and leveled with wooden trowel.

Consistency of concrete is vital for sound application. If applied on overly consistent concrete, the floor hardener will not react since it cannot incorporate sufficient amount of water, whereupon the hardening does not take place. If the concrete is too slurry, then the hardener is caught up in concrete and remains ineffective.

Wait until the bearing concrete becomes walkable. The ideal time is when 0.5-1.5 cm deep footprints left when stepped on the concrete.

Application Information

Roughly 2/3 of YAPIFINE BASE QUARTZ should be spread on the surface. The material should not be left in clusters, distributed as homogenous as possible.

Also, avoid spreading to long distances not to decompose the aggregates in the product. This process can be done manually or by special spreading equipment.

Wait scattered material to change colour by absorbing the water of the concrete.

The material should be rubbed into the surface with low cycle rotary float (mechanical trowel) and be ensured to integrate with the concrete.

The same process is repeated for the remaining material. Once the surface is hard enough to the extent that walking on it becomes possible, the final finishing should be performed by high cycle finishing. Switch to knife finishing and continue this process until the desired glossiness is achieved.

Application Conditions

Should not be applied to surfaces that were exposed to sunlight for too long or to surfaces that are too hot or frozen.

Should not be applied when the ambient temperature is not within the values of +5°C and +30°C.

The application area should be protected from the effects of wind and direct sunlight.

After the surface hardening application is complete, apply YAPIFINE CURE ACR, surface curing agent, in order to prevent the formation of contraction cracks and dusting.

Water and cement content of the concrete may cause slight colour variances.

Avoid contact with water on application surface.

Efflorescence may occur at relative humidity conditions lower than %40.

The final consumption amount might vary depending on application conditions and surface characteristics.

Shelf Life

The shelf life of the product is 12 months when it is stored on wooden pallets in a cool, dry and moisture free environment with an ambient temperature between +10°C and +25°C.

Safety Precautions

The operator should be wearing proper work attire, goggles, mask and protective gloves appropriate to work and worker safety regulations.

In case of contact with the eyes or accidental ingestion of the product seek immediate medical attention.

Rinse with plenty of water in case of contact with the skin. Since it is cement based, do not breathe its powder.

For further information on the safe handling of this product please read the Safety Data Sheet (SDS).

YAPIFINE BASE[®] CORUNDUM

Surface Hardener with Corundum Aggregate



EN 1504-2



Product Definition

Cement based, floor corundum aggregate surface hardener and performance booster additives, applied in monolithic manner on fresh concrete surfaces. Enhances abrasion resistance of concrete surfaces on industrial grounds subject to heavy loads and intense vehicular traffic.

Areas of Use

- Indoor and outdoor spaces,
- Floor of industrial facilities,
- Hangars, warehouses and mechanics workshops,
- Garages and parking lots,
- Subway stations,
- Gas stations,
- Waterfronts and loading ramps, and similar places where surface abrasion is high.

Advantages

- Ensures non-dusting, bright, smooth surface floors.
- Easy to clean.
- Improves concrete impermeability.
- Oxidation-free.
- Improves abrasion and impact resistance of surface.
- Creates a surface resistant to freeze-thaw cycle.
- Ensures saving of time thanks to ease and rapid application.
- Economic.
- Three different colour options.

Technical Specifications

Appearance	Grey / Red / Green powder
Application Temperature	Between +5°C and +30°C
Flexural Strength	≥ 9 N/mm ²
Compressive Strength	≥ 70 N/mm ²

Abrasion Resistance by Taber Abraser	≤ 3 g (H22, 1000 g, 1000 cycles)
Step Over Time	24 hours
Reaction to Fire	A1

* Hereby technical values and product application instructions are obtained in the wake of tests conducted in environment of +23±2°C temperature with relative humidity of %50±5. Higher temperatures will shorten the time span, while lower temperatures will extend it.

Packaging	25 kg kraft bag
-----------	-----------------

Consumption	4 – 8 kg/m ² depending on intended use and traffic load
-------------	--

Surface Preparation

The load bearing concrete of the application surface should be minimum class C25.

Surface of the fresh concrete where the application is planned should be finished with finishing tray and leveled with wooden trowel.

Consistency of concrete is vital for sound application. If applied on overly consistent concrete, the floor hardener will not react since it cannot incorporate sufficient amount of water, whereupon the hardening does not take place. If the concrete is too slurry, then the hardener is caught up in concrete and remains ineffective.

Wait until the bearing concrete can be walked on. The ideal time is when 0.5-1.5 cm deep footprints left when stepped on the concrete.

Application Information

Roughly 2/3 of YAPIFINE BASE CORUNDUM should be spread on the surface. The material should not be left in clusters, distributed as homogenous as possible.

Also, avoid spreading to long distances not to decompose the aggregates in the product. This process can be done manually or by special spreading equipment.

Wait scattered material to change colour by absorbing the water of the concrete.

The material should be rubbed into the surface with low cycle rotary float (mechanical trowel) and be ensured to integrate with the concrete.

The same process is repeated for the remaining material.

Once the surface hardens to such extent that it allows to be walked thereon, the final finishing should be performed by high cycle finishing. Switch to knife finishing and continue this process until the desired glossiness is achieved.

Application Conditions

Should not be applied to surfaces that were exposed to sunlight for too long or to surfaces that are too hot or frozen.

Should not be applied when the ambient temperature is not within the values of +5°C and +30°C.

The application area should be protected from the effects of wind and direct sunlight.

After the surface hardening application is complete, apply YAPIFINE CURE ACR, surface curing agent, in order to prevent the formation of contraction cracks and dusting.

Water and cement content of the concrete may cause slight colour variances.

Avoid contact with water on application surface.

Efflorescence may occur at relative humidity conditions lower than %40.

The final consumption amount might vary depending on application conditions and surface characteristics.

Shelf Life

The shelf life of the product is 12 months when it is stored on wooden pallets in a cool, dry and moisture free environment with an ambient temperature between +10°C and +25°C.

Safety Precautions

The operator should be wearing proper work attire, goggles, mask and protective gloves appropriate to work and worker safety regulations. In case of contact with the eyes or accidental ingestion of the product seek immediate medical attention.

Rinse with plenty of water in case of contact with the skin. Since it is cement based, do not breathe its powder.

For further information on the safe handling of this product please read the Safety Data Sheet (SDS).

YAPIFINE BASE[®] MIX

Surface Hardener with Corundum and Quartz Aggregates



Product Definition

Cement based, quartz-corundum aggregate surface hardener and performance booster additives, applied in monolithic manner on fresh concrete surfaces. Enhances abrasion resistance of concrete surfaces subject to light, medium and heavy loads.

Areas of Use

- Indoor and outdoor spaces,
- Walkways and sidewalks,
- Floor of industrial facilities,
- Hangars, warehouses and mechanics workshops,
- Garages and parking lots,
- Subway stations,
- Gas stations,
- Waterfronts and loading ramps, and similar places where surface abrasion is high.

Advantages

- Ensures non-dusting, bright, smooth surface floors.
- Easy to clean.
- Improves concrete impermeability.
- Oxidation-free.
- Improves abrasion and impact resistance of surface.
- Creates a surface resistant to freeze-thaw cycle.
- Provides time savings due to the easy and rapid application.
- Economic.
- Three different colour options.

Technical Specifications

Appearance	Grey / Red / Green powder	Abrasion Resistance by Taber Abraser	≤ 3 g (H22, 1000 g, 1000 cycles)
Application Temperature	Between +5°C and +30°C	Step Over Time	24 hours
Flexural Strength	≥ 10 N/mm ²	Reaction to Fire	A1
Compressive Strength	≥ 70 N/mm ²		

* Hereby technical values and product application instructions are obtained in the wake of tests conducted in environment of +23±2°C temperature with relative humidity of %50±5. Higher temperatures will shorten the time span, while lower temperatures will extend it.

 Packaging	25 kg kraft bag	 Consumption	5 – 8 kg/m ² depending on intended use and traffic load
--	-----------------	--	--

Surface Preparation

The load bearing concrete of the application surface should be minimum class C25.

Surface of the fresh concrete where the application is planned should be finished with finishing tray and leveled with wooden trowel.

Consistency of concrete is vital for sound application. If applied on overly consistent concrete, the floor hardener will not react since it cannot incorporate sufficient amount of water, whereupon the hardening does not take place. If the concrete is too slurry, then the hardener is caught up in concrete and remain ineffective.

Wait until the bearing concrete can be walked on. The ideal time is when 3-5 mm deep footprints are left when stepped on the concrete.

Application Information

Roughly 2/3 of YAPIFINE BASE MIX should be spread on the surface. The material should not be left in clusters, distributed as homogenous as possible.

Also, avoid spreading to long distances not to decompose the aggregates in the product. This process can be done manually or by special spreading equipment.

Wait for the scattered material to change colour by absorbing the water of the concrete. The material should be rubbed into the surface with low cycle rotary float (mechanical trowel) and be ensured to integrate with the concrete. The same process is repeated for the remaining material. Once the surface hardens to such extent that it allows to be walked thereon, the final finishing should be performed by high cycle finishing. Switch to knife finishing and continue this process until the desired glossiness is achieved. Once concrete attains strength, cut in annular form to create joints and fill these joints with appropriate filling agent.

Application Conditions

Should not be applied to surfaces that were exposed to sunlight for too long or to surfaces that are too hot or frozen. Should not be applied when the ambient temperature is not within the values of +5°C and +30°C.

The application area should be protected from the effects of wind and direct sunlight. The surface hardening application is complete, YAPIFINE CURE AGR, surface curing agent, in order to prevent the formation of contraction cracks and dusting.

Water and cement content properties of the concrete may cause slight colour variances.

Avoid contact with water on application surface.

Efflorescence may occur at relative humidity conditions lower than %40.

The final consumption amount might vary depending on application conditions and surface characteristics.

Shelf Life

The shelf life of the product is 12 months when it is stored on wooden pallets in a cool, dry and moisture free environment with an ambient temperature between +10°C and +25°C.

Safety Precautions

The operator should be wearing proper work attire, goggles, mask and protective gloves appropriate to work and worker safety regulations. In case of contact with the eyes or accidental ingestion of the product seek immediate medical attention. Rinse with plenty of water in case of contact with the skin. Since it is cement based, do not breathe its powder. For further information on the safe handling of this product please read the Safety Data Sheet (SDS).

YAPIFINE BASE[®] SL

Self Levelling Screed



Product Definition

Cement based, self levelling, screed with synthetic polymer additive formulated particularly for fine applications.

Areas of Use

- Indoor and outdoor spaces,
- Housings,
- For ensuring a smooth surface beneath finish flooring materials such as PVC, parquet, wood, carpet, ceramic, marble etc.

Advantages

- Self-propagates in order to create smooth surface.
- Easy-to-apply, low labour requirement.
- Adheres perfectly even in very small thicknesses without shrinkage, cracking or degradation.
- Suitable for floor-heated areas.

Technical Specifications

Appearance	Grey Powder
Pot Life	min. 30 minutes
Application Temperature	Between +5 °C and +30° C
Time Before Use	~ 24 hours
Application Thickness	min. 2 mm / max. 10 mm

Flexural Strength	≥ 5 N/mm ²
Compressive Strength	≥ 25 N/mm ²
Adhesive Strength	≥ 2 N/mm ²
Abrasion Resistance by Bohme Abraser	≤ 20 cm ³ / 50 cm ²

* Hereby technical values and product application instructions are obtained in the wake of tests conducted in environment of +23±2°C temperature with relative humidity of %50±5. Higher temperatures will shorten the time span, while lower temperatures will extend it.

 Packaging	25 kg kraft bag
---	-----------------

 Consumption	1 mm for thickness of 1.7 kg/m ²
--	---

Surface Preparation

The surface should be cleaned of all residual materials such as dust, oil, dirt, paint, curing materials, bitumen and other foreign substances.

The damaged parts of the concrete, fractures and static cracks on the surface should be repaired with the appropriate YAPIFINE MEND repair mortar first.

Sharp corner and edge joints should be chamfered.


Mixture Preparation

The 25 kg product is slowly poured into 6-6.5 L of clean water.

The mixture is then stirred with a low speed mixer until a homogeneous mixture is obtained.

The fresh mortar should be used within 30 minutes.

Application Information

 The prepared fluid mortar is poured onto the surface.

The self levelling mortar's thickness is then adjusted with a steel trowel.

A spiked roller should be used so that no air bubbles remain inside the mortar, the levelling process becomes easier and to make the final surface touches.

Application thickness should not exceed 10 mm on any given layer. The product should be applied in different layers in cases where the thickness is larger than 10mm.

Application Conditions

Should not be applied to surfaces that were exposed to sunlight for too long or to surfaces that are too hot or frozen.

Should not be applied when the ambient temperature is not within the values of +5°C and +30°C.

The application area should be protected from the effects of wind and direct sunlight.

The final consumption amount might vary depending on application conditions and surface characteristics.

Depending on temperature and ambient conditions, it can be stepped on after minimum 24 hours. However, it is recommended to wait for minimum 3 days before any beginning any procedures on the surface.

Shelf Life

The shelf life of the product is 12 months when it is stored on wooden pallets in a cool, dry and moisture free environment with an ambient temperature between +10°C and +25°C.

Safety Precautions

The operator should be wearing proper work attire, goggles, mask and protective gloves appropriate to work and worker safety regulations.

In case of contact with the eyes or accidental ingestion of the product seek immediate medical attention.

Rinse with plenty of water in case of contact with the skin. Since it is cement based, do not breathe its powder.

For further information on the safe handling of this product please read the Safety Data Sheet (SDS).

YAPIFINE BASE[®] SL PRIME

Floor Primer



Product Definition

Ready-to-use acrylic copolymer based, used before levelling screed operations on highly absorptive floors.

Areas of Use

- Indoor and outdoor spaces,
- Highly absorptive floors,
- Before self-levelling operations to prevent dusting and enhance adherence,
- To increase adherence of concrete surfaces to be subject to pedestrian traffic against dusting.

Advantages

- Perfect adhesion to concrete.
- Increases adherence and prevents dusting.
- When applied beneath screed, it prevents rapid dehydration of screed, as well as formation of cracks and air bubbles.


Technical Specifications

Appearance	White liquid
Density	1.02 kg/L ± 0.03
pH	7 - 9

Application Temperature	Between +5 °C and +30 °C
Dry Time	min. 1 hour

* Hereby technical values and product application instructions are obtained in the wake of tests conducted in environment of +23±2°C temperature with relative humidity of %50±5. Higher temperatures will shorten the time span, while lower temperatures will extend it.

 Packaging	10 kg and 30 kg plastic drums
--	-------------------------------

 Consumption	100-200 g/m ²
--	--------------------------

Surface Preparation

The surface should be cleaned of all residual materials such as dust, oil, dirt, paint, curing materials, bitumen and other foreign substances.

Application Information



Shake before using.

For good penetration and efficiency, apply one layer with brush or roll and leave for drying.

Drying time is 60 minutes. The product should be dried prior to further application.

Application Conditions

Ambient temperature: between +5 °C and +30 °C.

Avoid application under strong wind or direct sunlight.

Avoid application in areas with risk of freeze in 24 hours, as well as those directly exposed to sunlight and wind.

Never apply on wet and humid surfaces.

Do not apply on unstable and loose surfaces.

Do not add any material which is not mentioned in the instructions for the application.

The final consumption amount might vary depending on application conditions and surface characteristics.

Shelf Life

The shelf life of the product is 12 months when it is stored on wooden pallets in a cool, dry and moisture free environment with an ambient temperature between +10°C and +25°C.

Safety Precautions

The operator should be wearing proper work attire, goggles, mask and protective gloves appropriate to work and worker safety regulations.

In case of contact with the eyes or accidental ingestion of the product seek immediate medical attention.

Rinse with plenty of water in case of contact with the skin.

For further information on the safe handling of this product please read the Safety Data Sheet (SDS).

YAPIFINE BASE[®] EPOXY POWER

Solvent Free Epoxy Based Self Levelling Floor Coating



EN 1504-2



Product Definition

Epoxy based, two component, solvent free and low viscosity self levelling floor coating with high chemical and physical strength.

Areas of Use

- Indoor and outdoor spaces,
- Food production and storage facilities,
- Shopping malls and supermarkets,
- Areas subject to light-medium industrial loads,
- Sewage and waste plants,
- Parking lots, walking trails,
- Pulp and paper factories,
- Refineries, warehouses and factories.

Advantages

- High chemical strength against alkali, dilute acid, sewage, water, oil products, mineral oils and fuels.
- High mechanical strength and abrasive strength.
- Provides good film after curing. Creates joint-free surface.
- Easy to clean thanks to smooth surface.
- Easy to apply.

Technical Specifications

Colour	Grey, White, RAL Colours
Density (+20°C)	1.54 g/cm ³ ± 0.02
Mixture Ratio	8.1 / 1.9 (A component / B component)
Appearance	Glossy
Pot Life (+20°C)	30 minutes
Drying Period (at +23°C, 55% relative humidity)	Drying Time: 10 hours Time for new coat: 8-24 hours Through-dry time: 7 days
Temperature Resistance	121°C Dry
Application Temperature	+10°C and +30°C

Flexural Strength	25 N/mm ²
Compressive Strength	≥ 45 N/mm ²
Adhesive Strength to Concrete	≥ 4 N/mm ²
Adhesive Strength to Metal	≥ 3 N/mm ²
Abrasion Resistance by Taber Abraser	70 mg
Hardness (Shore D) (7 days)	76
Permeability to Water Vapour	Class 1
Capillary Water Absorption	≤ 0.5 kg/(m ² .h ^{0.5})
Permeability to CO ₂	Sd > 50
Reaction to Fire	E

* Hereby technical values and product application instructions are obtained in the wake of tests conducted in environment of +23±2°C temperature with relative humidity of %50±5. Higher temperatures will shorten the time span, while lower temperatures will extend it.

Packaging	Tin drums set of 16.2 kg + 3.8 kg set
------------------	---------------------------------------

Consumption	Total theoretical consumption is 0.35 – 0.55 kg/m ²
--------------------	--

* Consumption may vary depending on chosen system thickness.

Surface Preparation

The surface should be cleaned of all residual materials such as dust, oil, dirt, paint, curing materials, bitumen and other foreign substances.

Such materials as mortar and cement residues should be peeled off.

If there is crack, hollow on the floor or wall, YAPIFINE MEND EPOXY 2C repair mortar can be applied.

Surface moisture should not exceed %4 pbw.

Do not apply on concrete surfaces with rising humidity conditions.

Surface's pull strength should be min. 1.5 N/mm².

Concrete quality: C25

Screed quality: Min.(EN 13813) CT-C25-F4

Lining

After surface preparation, the surfaces should be primed with YAPIFINE BASE EPOXY PRIME.

Moist surfaces should be primed with YAPIFINE BASE EPOXY PRIME H.

Depending on chosen system thickness, the application is carried out by mixing 0.1-0.3 mm dry silica sand in 1/1 ratio.

Mixture Preparation

Both of the components are stirred inside their respective containers with a low speed mixer first. Afterwards they are added to each other and are then stirred for a few more minutes until a homogeneous mixture is obtained.

Depending on the chosen system, it can be used by putting 0.1 – 0.3 mm dry silica sand with a 30% ratio.

The mixture's pot life at +25°C is 40 minutes.

Higher temperatures will reduce the mixture's pot life and lower temperatures will increase it.

Should not be mixed by hand.

Application Information

The product should be poured on to the surface and spread by a notched trowel. For the better finishing result, turn the notched trowel and smoothen the surface.

To obtain an even thickness and get rid of entrained air. 5 minutes after application use the spiked roller in two directions perpendicular to each other. This is especially necessary when the coating has been filled with silica sand.

Wait for minimum 4 days before taking into service.

Do not keep the equipments in use for more than 40 minutes in the mixture; in case of delay, wash equipments with epoxy thinner.

Even though YAPIFINE BASE EPOXY POWER is solvent free, proper ambient ventilation will help protect the operator, prevent condensation on paint film and ensure optimum coating performance.

Ventilation should continue during curing as well.

Application Conditions

Should not be applied to surfaces that were exposed to sunlight for too long or to surfaces that are too hot or frozen.

Should not be applied when the ambient temperature is not within the values of +5°C and +30°C.

The application area should be protected from the effects of wind and direct sunlight.

Do not step on the surface during first 24 hours after application. Surface should be protected against direct water contact for 48 hours.

The final consumption amount might vary depending on application conditions and surface characteristics.

Shelf Life

The shelf life of the product is 12 months when it is stored on wooden pallets in a cool, dry and moisture free environment with an ambient temperature between +10°C and +25°C.

The opened material should be used as soon as possible.

Safety Precautions

No smoking should take place during application.

The work environment should be well ventilated and should not include any open flames.

Since the solvents are heavier than air it should be remembered that they will be in circulation over the floor.

The operator should be wearing proper work attire, goggles, mask and protective gloves appropriate to work and worker safety regulations.

In case of contact with the eyes, rinse with plenty of water before seeking immediate medical attention.

For further information on the safe handling of this product please read the Safety Data Sheet (SDS).

YAPIFINE BASE[®] EPOXY GARAGE

Solvent Free Epoxy Based Textured Floor Coating



Product Definition

Epoxy based, two component, solvent free, orange peel textured floor coating.

Areas of Use

- Indoor and outdoor spaces,
- Food production and storage facilities,
- Shopping malls and supermarkets,
- Areas subject to light-medium industrial loads,
- Sewage and waste plants,
- Parking lots, walking trails,
- Pulp and paper factories,
- Refineries, warehouses and factories.

Advantages

- High chemical strength against alkali, dilute acid, sewage, water, oil products, mineral oils and fuels.
- High mechanical strength and abrasive strength.
- Provides good film after curing. Creates joint-free surface.
- Easy to clean thanks to smooth surface.
- Easy to apply.

Technical Specifications

Colour	Grey, White, RAL Colours	Application Temperature	+10°C and +30°C
Mixture Density (+20°C)	1,50 g/mL± 0,03	Compressive Strength	≥ 45 N/mm ²
Mixture Ratio	9 / 1 (Component A / Component B)	Adhesive Strength to Concrete	≥ 4 N/mm ²
Appearance	Glossy	Adhesive Strength to Metal	≥ 3 N/mm ²
Pot Life (+20°C)	40 minutes	Abrasion Resistance by Taber Abraser	70 mg
Drying Period (at +23°C, 55% relative humidity)	Drying Time: 10 hours Time for new coat: 8-24 hours Through-dry time: 7 days	Hardness (Shore D) (7 days)	80
Temperature Resistance	121°C Dry	Permeability to Water Vapour	Class 1
		Capillary Water Absorption	≤ 0.5 kg/(m ² .h ^{0.5})
		Permeability to CO ₂	Sd > 50
		Reaction to Fire	E

* Hereby technical values and product application instructions are obtained in the wake of tests conducted in environment of +23±2°C temperature with relative humidity of %50±5. Higher temperatures will shorten the time span, while lower temperatures will extend it.

 Packaging	Tin drums set of 18 kg + 2 kg
---	-------------------------------

 Consumption	Total theoretical consumption is 0.50 – 0.8 kg/m ² .
--	---

Surface Preparation

The surface should be cleaned of all residual materials such as dust, oil, dirt, paint, curing materials, bitumen and other foreign substances.

The damaged sections of the concrete, the fractures and static cracks on the concrete surface should be repaired with the YAPIFINE MEND EPOXY 2C repair mortar.

Surface moisture should not exceed %4 pbw. Do not apply on concrete surfaces with rising humidity conditions.

The application surface's pull strength should be min. 1,5 N/mm².

Concrete quality: C25

Screed quality: Min.(EN 13813) CT-C25-F4

Lining

After surface preparation, the surfaces should be primed with YAPIFINE BASE EPOXY PRIME. Moist surfaces should be primed with YAPIFINE BASE EPOXY PRIME H.

Depending on chosen system thickness, the application is carried out by mixing 0.1-0.3 mm dry silica sand in 1/1 ratio.

Mixture Preparation

Both components are stirred in their respective containers first. Afterwards they are added together and are then mixed for a few more minutes until a homogeneous mixture is obtained.

Higher temperatures will shorten the pot life, while lower temperatures will extend it.

Pot life of mixture is 40 minutes at +25°C. Higher temperatures extend the pot life, while lower temperatures shorten it.

Should not be mixed by hand.

Application Information



The product should be poured on to the surface and spread by a notched trowel. For the better finishing result, turn the notched trowel and

smoothen the surface. To obtain an even thickness and get rid of entrained air. 5 minutes after application use the spiked roller in two directions perpendicular to each other. This is especially necessary when the coating has been filled with silica sand.

Wait for minimum 4 days before taking into service.

Do not keep the equipments in use for more than 40 minutes in the mixture; in case of delay, wash equipments with epoxy thinner. Even though YAPIFINE BASE EPOXY GARAGE is solvent-free, proper ambient ventilation will help protect the operator prevent condensation on paint film and ensure optimum coating performance.

Ventilation should continue during curing as well.

Application Conditions

Should not be applied to surfaces that were exposed to sunlight for too long or to surfaces that are too hot or frozen.

Should not be applied when the ambient temperature is not within the values of +5°C and +30°C.

The application area should be protected from the effects of wind and direct sunlight.

Do not step on the surface during first 24 hours after application. Surface should be protected against direct water contact for 48 hours.

The final consumption amount might vary depending on application conditions and surface characteristics.

Shelf Life

The shelf life of the product is 12 months when it is stored on wooden pallets in a cool, dry and moisture free environment with an ambient temperature between +10°C and +25°C.

The opened material should be used as soon as possible.

Safety Precautions

No smoking should take place during application.

The work environment should be well ventilated and should not include any open flames.

Since the solvents are heavier than air it should be remembered that they will be in circulation over the floor.

The operator should be wearing proper work attire, goggles, mask and protective gloves appropriate to work and worker safety regulations.

In case of contact with the eyes, rinse with plenty of water before seeking immediate medical attention.

For further information on the safe handling of this product please read the Safety Data Sheet (SDS).

YAPIFINE BASE[®] EPOXY PRIME

Solvent Free Epoxy Based Primer



Product Definition

Epoxy based, two component, solvent free, low viscosity concrete primer.

Areas of Use

- Indoor and outdoor spaces,
- Shopping malls and supermarkets,
- On industrial surface systems as protective coating,
- Sewage and waste plants,
- Parking lots, walking trails,
- Pulp and paper factories,
- Warehouses and factories,
- PU and epoxy ground systems.

Advantages


- Solvent-free.
- Multipurpose concrete primer.
- Resistant to general cleaning chemicals.
- Ensures shiny film.

Technical Specifications

Colour	Transparent
Density (+20°C)	1.10 g/cm ³ ± 0.05
Mixture Ratio	2.12 / 1 (A component / B component)
Appearance	Glossy
Pot Life (+20°C)	30 minutes
Drying Period (at +23 °C, 55 % relative humidity)	Drying Time: 6 hours Time for new coat: 8-24 hours Through-dry time: 7 days

Thinning	Ready to use
Temperature Resistance	121°C Dry
Compressive Strength	≥ 45 N/mm ²
Adhesive Strength to Concrete	≥ 1.5 N/mm ²
Hardness (Shore D) (7 days)	83
VOC (Volatile Organic Compound)	31 g/L
Reaction to Fire	E

* Hereby technical values and product application instructions are obtained in the wake of tests conducted in environment of +23±2°C temperature with relative humidity of %50±5. Higher temperatures will shorten the time span, while lower temperatures will extend it.

 Packaging	Tin drum set of 17 kg + 8 kg
---	------------------------------

 Consumption	Total theoretical consumption is 0.20 – 0.50 kg/m ²
--	--

Surface Preparation

The surface should be cleaned of all residual materials such as dust, oil, dirt, paint, curing materials, bitumen and other foreign substances. The damaged sections of the concrete, the fractures and static cracks on the concrete surface should be repaired with the YAPIFINE MEND EPOXY 2C repair mortar. The surface should be prepared by washing it down with pressurized water and drying it afterwards. After the surface preparation applications the surface's pull strength should be min. 1.5 N/mm². Surface moisture should not exceed %5 pbw.

Do not apply on concrete surfaces with rising humidity conditions. Moist surfaces should be primed with YAPIFINE BASE EPOXY PRIME H.

Mixture Preparation

Both components are stirred in their respective containers first. Afterwards they are added together and are then mixed for a few more minutes until a homogeneous mixture is obtained.

Higher temperatures will shorten the pot life, while lower temperatures will extend it. Should not be mixed by hand.

Application Information



Product can be applied by roller, brush or squeegee. Continuous, non-porous layer of application should be ensured. If the surface of the primer is going to be covered with an epoxy or polyurethane coating; approximately 1 kg/m² of silica sand (0,1-0,3 mm) should be spread on the surface while it is still tacky. Do not keep the equipments in use for more than 30 minutes in the mixture; in case of delay, wash equipments with epoxy thinner. Even though YAPIFINE BASE EPOXY PRIME is solvent free, proper ambient ventilation will help protecting the operator, prevent condensation on paint film and ensure optimum coating performance. Ventilation should continue during curing as well.

Application Conditions

Should not be applied to surfaces that were exposed to sunlight for too long or to surfaces that are too hot or frozen. Should not be applied when the ambient temperature is not within the values of +5°C and +30°C. Avoid application under strong wind or direct sunlight. Do not step on the surface during first 24 hours after application. Surface should be protected against direct

water contact for 48 hours. The indicated consumption amount is in general sense. It may vary depending on application conditions and surface characteristics.

Shelf Life

The shelf life of the product is 12 months when it is stored on wooden pallets in a cool, dry and moisture free environment with an ambient temperature between +10°C and +25°C.

The opened material should be used as soon as possible.

Safety Precautions

No smoking should take place during application.

The work environment should be well ventilated and should not include any open flames. Since the solvents are heavier than air it should be remembered that they will be in circulation over the floor. The operator should be wearing proper work attire, goggles, mask and protective gloves appropriate to work and worker safety regulations. In case of contact with the eyes, rinse with plenty of water before seeking immediate medical attention. For further information on the safe handling of this product please read the Safety Data Sheet (SDS).

YAPIFINE BASE® EPOXY PRIME H

Solvent Free Humidity Tolerant Epoxy Based Primer



Product Definition

Epoxy based, two component, solvent free, low viscosity damp concrete primer.

Areas of Use

- Indoor and outdoor spaces,
- Shopping malls and supermarkets,
- On industrial surface systems as protective coating,
- Sewage and waste plants,
- Parking lots, walking trails,
- Pulp and paper factories,
- Warehouses and factories,
- PU and epoxy ground systems.

Advantages


- Solvent-free.
- Applicable as coating primer for highly humid concrete surfaces.
- Multipurpose concrete primer.
- Resistant to general cleaning chemicals.
- Provides appropriate mixture ratio (2/1).
- Ensures shiny film.

Technical Specifications

Colour	Transparent
Density (+20°C)	1.10 g/cm ³ ± 0.05
Mixture Ratio	2 / 1 (A component / B component)
Appearance	Glossy
Pot Life (+20°C)	30 minutes
Drying Period (at +23 °C, 55 % relative humidity)	Drying Time: 6 hours Time for new coat: 8-24 hours Through-dry time: 7 days

Thinning	Ready to use
Temperature Resistance	121°C Dry
Compressive Strength	≥ 45 N/mm ²
Adhesive Strength to Concrete	≥ 1.5 N/mm ²
Hardness (Shore D) (7 days)	83
VOC (Volatile Organic Compound)	31 g/L
Reaction to Fire	E

* Hereby technical values and product application instructions are obtained in the wake of tests conducted in environment of +23±2°C temperature with relative humidity of %50±5. Higher temperatures will shorten the time span, while lower temperatures will extend it.

 Packaging	Tin drum set of 12 kg + 6 kg
--	------------------------------

 Consumption	Total theoretical consumption is 0.20 – 0.50 kg/m ²
--	--

Surface Preparation

The surface should be cleaned of all residual materials such as dust, oil, dirt, paint, curing materials, bitumen and other foreign substances.

The damaged sections of the concrete, the fractures and static cracks on the concrete surface should be repaired with the YAPIFINE MEND EPOXY 2C repair mortar.

After the surface preparation applications the surface's pull strength should be min. 1,5 N/mm².

Mixture Preparation

Both of the components are stirred inside their respective containers with a low speed mixer first.

Afterwards they are added to each other and are then stirred for a few more minutes until a homogeneous mixture is obtained.

The mixture's pot life at +25°C is 30 minutes.

Higher temperatures will reduce the mixture's pot life and lower temperatures will increase it.

Should not be mixed by hand.

Application Information



Can be applied by roller, brush or squeegee.

Continuous, non-porous layer of application should be ensured. If the surface of the primer is going to be covered with an epoxy or polyurethane coating; approximately 1 kg/m² of silica sand (0,1-0,3 mm) should be spread on the surface while it is still tacky. Do not keep the equipments in use for more than 30 minutes in the mixture; in case of delay, wash equipments with epoxy thinner. Even though YAPIFINE BASE EPOXY PRIME H is solvent-free, proper ambient ventilation will help protecting the operator, prevent condensation on paint film and ensure optimum coating performance. Ventilation should continue during curing as well.

Application Conditions

Should not be applied to surfaces that were exposed to sunlight for too long or to surfaces that are too hot or frozen. Should not be applied when the ambient temperature is not within the values of +5°C and +30°C. Avoid application under strong wind or direct sunlight. Do not step on the surface during first 24 hours after

application. Surface should be protected against direct water contact for 48 hours. The final consumption amount might vary depending on application conditions and surface characteristics.

Shelf Life

The shelf life of the product is 12 months when it is stored on wooden pallets in a cool, dry and moisture free environment with an ambient temperature between +10°C and +25°C. The opened material should be used as soon as possible.

Safety Precautions

No smoking should take place during application. The work environment should be well ventilated and should not include any open flames. Since the solvents are heavier than air it should be remembered that they will be in circulation over the floor. The operator should be wearing proper work attire, goggles, mask and protective gloves appropriate to work and worker safety regulations. In case of contact with the eyes, rinse with plenty of water before seeking immediate medical attention. For further information on the safe handling of this product please read the Safety Data Sheet (SDS).

YAPIFINE BASE® PU

Two Component Polyurethane Based Self Levelling Coating



Product Definition

Polyurethane based, solvent free, two component, self levelling glossy floor coating with high chemical abrasive strength and crack bridging feature.

Areas of Use

- Factories,
- Storage areas,
- Parking lots,
- Concrete floors requiring chemical and mechanical strength,
- Floors requiring high abrasive resistance and strength,
- Stores and offices,
- Cold storages
- Schools and hospitals.

Advantages

- Solvent-free.
- Resistant against friction and abrasion.
- Elastic structure.
- Ensures joint-free, monolithic surface.
- Easy to clean,
- Hygienic.
- Does not require maintenance for a long time.
- Easy to apply.

Technical Specifications

Colour	White, Grey, Terracotta, Blue, Green
Mixture Ratio	4 / 1 (Component A/ Component B)
Pot Life (+20°C)	25 minutes
Density (+20°C)	1.60 g/cm ³
Application Temperature	Between +5°C to +30°C
Step Over Time	16 hours
Full Cure	48 hours
Resistance Against Chemical and Mechanical Loads	7 days

Adhesive Strength to Concrete	≥ 2 N/mm ²
Tensile Strength	≥ 50 N/mm ²
Abrasion Resistance by Taber Abraser	70 mg
Hardness (Shore D) (7 days)	83
Permeability to Water Vapour	Class 1
Capillary Water Absorption	≤ 0.5 kg/(m ² .h ^{0.5})
Permeability to CO ₂	Sd > 50
Reaction to Fire	E

* Hereby technical values and product application instructions are obtained in the wake of tests conducted in environment of +23±2°C temperature with relative humidity of %50±5. Higher temperatures will shorten the time span, while lower temperatures will extend it.

 Packaging	Tin drum set of 20 kg + 5 kg
---	------------------------------

 Consumption	2.4 kg/m ² for 1.5 mm thickness (without sand)
--	---

Surface Preparation

The concrete floor should be clean, strong and at a minimum standard of C25 and preferably on a C30 - C35 standard. Concrete surfaces should be prepared so as to ensure porous surface upon removing cement grout. Surface moisture should not exceed %4 pbw. Do not apply on concrete surfaces with rising humidity conditions. Application surfaces should be sound, clean, dust-free, and free from molding oils, curing material, bitumen and other foreign substances. Such materials as mortar and cement residues should be peeled off. If possible the surface should be cleaned by washing it down with pressurized water and drying afterwards.

Lining

Prefer YAPIFINE BASE EPOXY PRIME for lining. Lining agent is applied on surface in an even manner with appropriate brush, without allowing ponding. Once the primer dries, proceed to application. In case surface humidity is found to be beyond standards, prefer YAPIFINE BASE EPOXY PRIME H Humidity-Tolerant Primer.

Mixture Preparation

Component A is stirred in its own container with a

low speed mixer (300-400 rpm) until it becomes homogeneous. Afterwards Component B is added into A and the mixture is stirred for 2 more minutes for it to become homogeneous as well. Avoid overmixing in order to lessen the effects of air entrainment.

Application Information

Before beginning the application the relative humidity and the dewpoint should be checked, and then begin the application only if the appropriate conditions are met. YAPIFINE BASE PU is poured onto the primed surface. The product is then spread onto the surface with a notched trowel. Afterwards a spiked roller is used in order to remove the trapped air from the material. The prepared mixture should be used within 40 minutes.

Application Conditions

Should not be applied to surfaces that were exposed to sunlight for too long or to surfaces that are too hot or frozen. Should not be applied when the ambient temperature is not within the values of +5°C and +30°C. The application area should be protected from the effects of wind and direct sunlight. Do not step on the surface

during first 24 hours after application. Surface should be protected against direct water contact for 48 hours. The final consumption amount might vary depending on application conditions and surface characteristics.

Shelf Life

The shelf life of the product is 12 months when it is stored on wooden pallets in a cool, dry and moisture free environment with an ambient temperature between +10°C and +25°C. The opened material should be used as soon as possible.

Safety Precautions

No smoking should take place during application. The work environment should be well ventilated and should not include any open flames. Ensure well ventilation in enclosed spaces. Since the solvents are heavier than air it should be remembered that they will be in circulation over the floor. The operator should be wearing proper work attire, goggles, mask and protective gloves appropriate to work and worker safety regulations. In case of contact with the eyes, rinse with plenty of water before seeking immediate medical attention. For further information on the safe handling of this product please read the Safety Data Sheet (SDS).

YAPIFINE BASE[®] PU ALF

UV-Resistant Polyurethane Based Top Coating



Product Definition

One component, aliphatic polyurethane based top coating curing with humidity in air, offering high UV resistance.

Areas of Use

- Indoor and outdoor places,
- Surfaces requiring high abrasive strength,
- Areas with intense pedestrian traffic,
- Stadia, parking lots,
- Materials such as marble, ceramics and natural stones,
- Roofs, terraces, verandas and balconies
- Industrial floors.

Advantages


- High UV resistance.
- Ceaseless adhesion to application surface ensures transparent film.
- Thanks to aliphatic structure, does not discolour or blench upon exposure to sunlight.
- Easy to apply.
- Removes the possibility of leakage since it doesn't cause any joint formations.
- High adhesion.
- Preserves mechanical characteristics in temperatures between -40°C and +80°C.
- High chemical and mechanical resistance.


Technical Specifications

Colour	Transparent
Density (+20°C)	0.97 g/cm ³ ± 0,03
Appearance	Glossy
Pot Life (+20°C)	30 minutes
Temperature Resistance	100 days at +80 °C Dry sudden heat of +200 °C
Application Temperature	Between +5°C to +30°C
Full Cure	48 hours
Resistance Against Chemical and Mechanical Loads	7 days

Adhesive Strength to Concrete	≥ 2 N/mm ²
Tensile Strength	≥ 50 N/mm ²
Abrasion Resistance By Taber Abraser	70 mg
Hardness (Shore D) (7 days)	60
Permeability to Water Vapour	Class 1
Capillary Water Absorption	≤ 0.5 kg/(m ² .h ^{0.5})
Permeability to CO ₂	Sd > 50
Rupture - Expansion Percentage (+23°C)	≥ % 50
QUV	2000 hours
Reaction to Fire	E

* Hereby technical values and product application instructions are obtained in the wake of tests conducted in environment of +23±2°C temperature with relative humidity of %50±5. Higher temperatures will shorten the time span, while lower temperatures will extend it.

 Packaging	20 kg tin drum.
--	-----------------

 Consumption	0.1-0.15 kg/m ² for each layer. Apply one or two coats. Total theoretical consumption is 0.1 - 0.25 kg/m ² .
--	---

Surface Preparation

The surface should be cleaned of all residual materials such as dust, oil, dirt, paint, curing materials, bitumen and other foreign substances.

The damaged sections of the concrete, the fractures and static cracks on the concrete surface should be repaired with the YAPIFINE MEND repair mortar. The application of the YAPIFINE BASE PU ALF should be started 3-4 days later. Dynamic cracks should be filled with YAPIFINE GOOP HYBRID or YAPIFINE GOOP Mastic.

The surface should be prepared by washing it down with pressurized water and drying it afterwards.

Lining

Use YAPIFINE HYDRA PU PRIME or YAPIFINE BASE EPOXY PRIME for absorptive surfaces such as concrete, cement, screed, wood etc. (Maximum humidity on these surfaces should be 5%).

Prefer YAPIFINE BASE EPOXY PRIME H for lining on humid surfaces.

Use YAPIFINE HYDRA PU TILE PRIME on non-absorptive surfaces such as metal, ceramic or former coating.

Apply with brush or roller. Waiting period between coats should not exceed 48 hours. If it does and in case you are not sure about adherence between layers, use YAPIFINE HYDRA PU PRIME.

Mixture Preparation

Before use, unpack and blend for a few minutes with a low-speed mixer. Avoid high amounts of air to intervene with the agent during mixture preparation. Otherwise, bubbles may occur on cured film.

Application Information

Apply at least 2 layers by brush, roller or airless spray. Do not apply more than 200gr/m² in a single coat.



Waiting period between coats should not exceed 48 hours. Clean the tools used for application within 2 hours. Cured material can only be removed mechanically.

Application Conditions

Should not be applied to surfaces that were exposed to sunlight for too long or to surfaces that are too hot or frozen.

Should not be applied when the ambient temperature is not within the values of +5°C and +30°C.

The application area should be protected from the effects of wind and direct sunlight.

After application, the surfaces must be protected against external influences such as water, rain, snow until it's completely dry.

The final consumption amount might vary depending on application conditions and surface characteristics.

YAPIFINE BASE®

PU ALF

UV-Resistant Polyurethane Based Top Coating



Shelf Life _____

The shelf life of the product is 12 months when it is stored on wooden pallets in a cool, dry and moisture free environment with an ambient temperature between +5°C and +25°C.

The opened material should be used as soon as possible.

Safety Precautions _____

No smoking should take place during application.

The work environment should be well ventilated and should not include any open flames.

Ensure well ventilation in enclosed spaces.

Since the solvents are heavier than air it should be remembered that they will be in circulation over the floor.

The operator should be wearing proper work attire, goggles, mask and protective gloves appropriate to work and worker safety regulations.

In case of contact with the eyes, rinse with plenty of water before seeking immediate medical attention.

For further information on the safe handling of this product please read the Safety Data Sheet (SDS).

YAPIFINE® CURE ACR

Curing Agent



Product Definition

Acrylic resin based curing material, applied on freshly poured concrete; retains the water on concrete thanks to film layer it creates and prevents rapid loss of water, as well as shrinkage and cracking.

Areas of Use

- Indoor and outdoor spaces,
- For curing horizontal and vertical construction elements,
- Airports and field concrete,
- Channel concrete,
- Floor-hardening applications,
- While pouring concrete in areas with low humidity and high evaporation and airstream.

Advantages

- Economic and effective curing agent.
- Applicable with brush, roll or spray.
- Film layer detains sufficient humidity necessary for complete hydration of cement in order to obtain required concrete strength.
- Prevents formation of shrinkage and cracks.
- Dust-free; ensures more solid surface.
- All applications with cement or resin basis can be made on cured surfaces.

Technical Specifications

Appearance	White liquid	pH	7 - 9
Structure	Acrylic Copolymer Based	Drying Time	2 hours
Application Temperature	Between +5°C and +30°C	Service Temperature	-20°C / +70°C
Density	1 kg/L ± 0,03		

* Hereby technical values and product application instructions are obtained in the wake of tests conducted in environment of +23±2°C temperature with relative humidity of %50±5. Higher temperatures will shorten the time span, while lower temperatures will extend it.

 Packaging	30 kg plastic drum, 210 kg barrel	 Consumption	Roll applications: 150 - 200 g/m ² Spray applications: 200 - 250 g/m ²
--	-----------------------------------	--	---

* The amounts may vary depending on absorbing capacity and roughness of the surface.

Application Information



YAPIFINE CURE ACR is ready to use. Shake before using. Can be applied by a roller or a spraying machine onto freshly poured concrete. If second layer application is required; second layer should be applied 6 hours after the first layer application.

In case of a roller application it should be applied as a thin layer. The material should be evenly distributed all throughout and it should be made sure that pooling does not occur.

Application Conditions

Should not be applied when the ambient temperature is not within the values of +5°C and +30°C.

The application area should be protected from the effects of wind and direct sunlight.

Avoid application where there is a risk of frost in the first 24 hours after the application or in areas open to direct sunlight or wind.

Make sure the surface of application is not exposed to precipitation until it sets.

Do not add any material which is not mentioned in the instructions for the application.

The final consumption amount might vary depending on application conditions and surface characteristics.

Shelf Life

The shelf life of the product is 12 months when it is stored on wooden pallets in a cool, dry and moisture free environment with an ambient temperature between +5°C and +25°C.

Safety Precautions

The operator should be wearing proper work attire, goggles, mask and protective gloves appropriate to work and worker safety regulations.

In case of contact with the eyes, rinse with plenty of water before seeking immediate medical attention.

Rinse with plenty of water in case of contact with the skin.

For further information on the safe handling of this product please read the Safety Data Sheet (SDS).

MOLD RELEASE AGENTS & MORTAR ADDITIVES

Performance enhancing auxiliary products that are used in construction sites.



VES



MOLD RELEASE AGENTS & MORTAR ADDITIVES

- Mold Release Agents
- Mortar Additives

YAPIFINE® LUB 10

Mould Release Agent



Product Definition

High quality, mineral oil based release agent, resistant against steam curing; ensures releasing moulds from concrete surface in smooth and stainless manner.

Areas of Use

- Smooth moulds with low absorptiveness,
- Steel, plywood and wooden moulds,
- Detailed and large-surface concrete moulds.

Technical Specifications

Appearance	Clear yellow liquid
Structure	Mineral oil based
Density	0.90 kg/L ± 0.03


Advantages

- Ensures smooth and easy mould casting.
- Ensures smoother concrete surface.
- Extends mould service life.
- Does not harm the concrete nor the molds.
- Not affected by cold or heat.
- Ready-to-use and easy to apply.

Application Temperature	Between +5°C and +30°C
pH	8 - 9

* Hereby technical values and product application instructions are obtained in the wake of tests conducted in environment of +23±2°C temperature with relative humidity of %50±5. Higher temperatures will shorten the time span, while lower temperatures will extend it.

 Packaging	30 kg plastic drum, 210 kg barrel
---	-----------------------------------

 Consumption	For plastering: 25-35 g/m ² For spraying: 40-50 g/m ²
--	--

* Consumption may vary depending on condition, surface and type of mould.

Application Information



Application surfaces should be sound, clean, dust-free, and free from molding oils, curing material, bitumen and other foreign substances.

Such materials as mortar and cement residues should be peeled off.

There should be no water accumulation on the surface.

Applicable with a spraying machine, brush or a roller on clean mould surfaces. The product should be applied in thin layers. Excessive use of oil leads to stains on the concrete surface.

Avoid oil ponding on mould. Any oil ponding should be removed with sponge, cloth etc.

Two coats may be required on highly absorbant surfaces.

Application Conditions

Should not be applied when the ambient temperature is not within the values of +5°C and +30°C.

Moulds should be dry and clean, and free from residues of previous applications.

Should be applied as a thin layer for high performance.

After the application, the application area should be protected against adverse weather conditions such as direct sunlight, strong winds, rain and frost.

The final consumption amount might vary depending on application conditions and surface characteristics.

Shelf Life

The shelf life of the product is 24 months when it is stored on wooden pallets in a cool, dry and moisture free environment with an ambient temperature between +10°C and +25°C.

Safety Precautions

The operator should be wearing proper work attire, goggles, mask and protective gloves appropriate to work and worker safety regulations.

In case of contact with the eyes, rinse with plenty of water before seeking immediate medical attention.

Rinse with plenty of water in case of contact with the skin.

For further information on the safe handling of this product please read the Safety Data Sheet (SDS).

YAPIFINE® LATEX

Adherence Enhancer & Waterproofing Additive



Product Definition

Acrylic dispersion based, adherence improving primer and waterproofing screed, plaster and concrete additive.

Areas of Use

- Used as primer under self-spreading screed in and on:
- As admixture for improving waterproofing of interior and exterior plasters at reinforced concrete silos, water tanks, pools and treatment plants,
- As adherence admixture in mortars prepared for repairing disturbed concrete surfaces, screeds and plasters,
- To ensure adherence between old and new concrete.
- Engineering structures such as subway, highway, tunnel and dam,
- To prevent dusting and cracking of screed

Advantages

- Perfect adherence and elasticity
- Ensures waterproofing
- Establishes stable and permanent bond.
- Decreases surface absorptiveness once applied on absorptive surfaces.
- High resistance against oil and salt solutions
- Dries without crack and abrasion resistant.
- Enhances chlorine impermeability
- Does not lead to corrosion and saponification.

Technical Specifications

Appearance	White liquid	Pot Life (20°C)	~60 minutes
Chemical Structure	Acrylic Emulsion	Drying time (minutes)	135 minutes
Density	1.02 kg/L ± 0.03	pH	7 - 9

* Hereby technical values and product application instructions are obtained in the wake of tests conducted in environment of +23±2°C temperature with relative humidity of %50±5. Higher temperatures will shorten the time span, while lower temperatures will extend it.

 Packaging	10 kg and 30 kg plastic drum	 Consumption	YAPIFINE LATEX/Water Rate is between 1:1 and 1:4.
--	------------------------------	--	---

Application Instructions

To increase the adherence and water impermeability in concrete, the mixing properties of concrete sample decided to be poured on the construction site are as follows.

Concrete Class	C 25
Maximum Grain Diameter	22 mm
Cement (CEM 1 42,5 R)	370 kg
Water/Cement (W/C) Rate	0.49
Crushed Sand (0-5 mm)	454 kg
Stone Dust	335 kg
Aggregate (5-12 mm)	468 kg
Aggregate (12-22 mm)	454 kg
Super Plasticiser	3.7 kg
Air Content	% 1.5
Slump	16 cm
Determining Amount of Yapifine Latex to be used as to water within concrete	
Determining water included in the concrete	42.25 kg
Water: from 1:1 to 1:4	Taken up to 1:4 in sampling.

Application Information



YAPIFINE LATEX is used from 1: 1 to 1: 4 of the water used in concrete. It is poured into the truck mixer arriving

into the building site. The concrete mixer is stirred for 5 minutes at high speed. The concrete is placed in the mold. Concrete prepared with YAPIFINE LATEX is recommended to be used for special purposes. It minimizes the chlorine and water impermeability. **To increase the adherence and water impermeability in screed:** At the building site, 50 kg of cement for 150 kg of sand is prepared as a dry mixture. YAPIFINE LATEX is poured into a clean barrel in 30 kg bins. Then 4 drums of water are poured into the barrel. Depending on the humidity in the sand, the YAPIFINE LATEX: Water ratio can be changed from 1:1 to 1: 4. The barrel is mixed homogeneously. The prepared dry mortar is opened by mixing with YAPIFINE LATEX and water mixed liquid form. **In order to increase the adhesion between the old and the new concrete or to use it as a base coating before plaster:** It is used to prevent cold joint formation on new concrete or screed applications on old concrete and to increase adherence. A: 1 kg of cement and 3 kg (0 - 3 mm) washed stream sand is mixed. B: 1 kg of YAPIFINE LATEX is mixed with 2 kg of water. Mixtures A and B are mixed together until the mixture has a thick consistency. The prepared mixture is applied on the surface soaked with a brush for 12 hours beforehand to a thickness of 2 mm. Before the mortar dries within 20 minutes, plaster, screed and concrete applications are also done on top of it. **If it is to be used as rough before plastering:** Prepared mortar is sprinkled rapidly on concrete surface with trowel. Rough or fine plaster is applied next day after the rough rendering is dried. **To increase the water impermeability in the plaster:** At the building site, 50 kg of cement for 150 kg of sand is prepared as a dry mixture.

YAPIFINE LATEX is poured into a clean barrel from 30 kg bins. Then 4 bottles of water are poured into the barrel. Depending on the humidity in the sand, the YAPIFINE LATEX: Water ratio can be changed from 1:1 to 1: 4. The barrel is mixed homogeneously. The dry mortar is added to the prepared liquid mixture and then they are mixed together as well. Then the application may begin with a trowel.

Application Conditions

Ambient temperature: between +5 °C and +30 °C. Avoid application under strong wind or direct sunlight. Avoid application in areas with risk of freeze in 24 hours, as well as those directly exposed to sunlight and wind. Never add any material not indicated in operation manual. The final consumption amount might vary depending on application conditions and surface characteristics.

Shelf Life

The shelf life of the product is 12 months when it is stored on wooden pallets in a cool, dry and moisture free environment with an ambient temperature between +10°C and +25°C.

Safety Precautions

The operator should be wearing proper work attire, goggles, mask and protective gloves appropriate to work and worker safety regulations. In case of contact with the eyes, rinse with plenty of water before seeking immediate medical attention. Rinse with plenty of water in case of contact with the skin. For further information on the safe handling of this product please read the Safety Data Sheet (SDS).

YAPIFINE® CRYSTAL

Crystallized Waterproofing Concrete and Mortar Additive



Product Definition

Concrete additive that provides waterproofing by causing crystallization in the concrete.

Areas of Use

- Water tanks,
- Canals,
- Water structures,
- Swimming pools,
- Waste water treatment pools,
- Tunnels and culverts,
- All concrete structures where waterproofing is required.

Advantages


- Improves workability of concrete
- Enables easy placement and compaction of concrete
- Helps to achieve a denser concrete and smooth surface.
- Increases water tightness.
- Improves durability and strength of concrete.

Technical Specifications

Appearance	Brown liquid
Density	1.13 kg/L ± 0.03
pH	8 - 12

Chlorine Content	< 0.1 (EN 480-10)
Alkaline Content	< 5 (EN 480-12)

* Hereby technical values and product application instructions are obtained in the wake of tests conducted in environment of +23±2°C temperature with relative humidity of %50±5. Higher temperatures will shorten the time span, while lower temperatures will extend it.

 Packaging	30 kg plastic drum
	250 kg barrel
	1000 kg container

 Consumption	YAPIFINE CRYSTAL is used 1 - 2 % of total binder weight.
--	--

Application Information

Added to the mixing water or used by directly adding to the fresh concrete. Concrete mix design and admixture dosage should be determined by laboratory tests according to the concrete class and properties.

Application Conditions

Do not add any substance which is not mentioned in the instructions for the application.

The stated amount of consumption is general information. It may vary depending on application conditions and surface properties.

Shelf Life

The shelf life of the product is 12 months when it is stored on wooden pallets in a cool, dry and moisture free environment with an ambient temperature between +10°C and +25°C.

The packaged product should be shaken before use.

Safety Precautions

The operator should be wearing proper work attire, goggles, mask and protective gloves appropriate to work and worker safety regulations.

In case of contact with the eyes, rinse with plenty of water before seeking immediate medical attention.

Rinse with plenty of water in case of contact with the skin.

For further information on the safe handling of this product please read the Safety Data Sheet (SDS).

TILE ADHESIVES & GROUTS

High performance tile adhesives and grouting materials developed for indoor and outdoor applications.



YAPIFINE





TILE ADHESIVES & GROUTS

- Cement Based Tile Adhesives
- Cement Based Grouts

APPLICATION AREAS	PAGE NO	91	92	94	96	97
	PRODUCTS	YAPIFINE CERAMIC	YAPIFINE GRANITE	YAPIFINE GRANITE FLEX	YAPIFINE JOINT	YAPIFINE JOINT FLEX
Small and medium size ceramic, tile applications		■			■	
Large size ceramic, granite applications			■	■		■
Wet areas such as bathrooms, kitchens		■	■		■	■
In areas that are constantly exposed to water such as balconies, terraces, pools and Turkish baths			■	■		■
Places with high pedestrian traffic such as shopping centers, schools and hospitals			■	■		■
Where sudden temperature changes occurs like cold storage depots and over floor heat installations.			■	■		■
Marble, natural stone, glass brick applications			■	■		
Underfloor heated floors				■		■
Over ceramic applications				■		■
Application of ceramic on painted surfaces			■	■	■	■
Application of ceramics to surfaces such as gypsum board, betopan			■	■		■
Exterior applications				■		■

THE MEANING OF ABBREVIATIONS ACCORDING TO TS EN 12004

ADHESIVE TYPE	PERFORMANCE CLASS	ADDITIONAL FEATURES
C Cement Based	1 Standard Performance	T Thixotropic / Reduced Slip
D Dispersion Based	2 High Performance	E Extended Open Time
R Reaction Resin Based		F Fast Setting
		S1 Deformable
		S2 Highly Deformable

THE MEANING OF ABBREVIATIONS ACCORDING TO TS EN 13888

ADHESIVE TYPE	PERFORMANCE CLASS	ADDITIONAL FEATURES
CG Cement Based Grout	1 Standard Performance	W Reduced Water Absorption
RG Reaction Resin Based Grout	2 High Performance	A High Abrasion Resistance

YAPIFINE® CERAMIC

Tile Adhesive Mortar - C1T



Product Definition

Easy to apply cement based tile adhesive mortar with a high adhesive strength.

Areas of Use

- Horizontal and vertical applications,
- Adhesion of materials such as small and medium tiles (<33x33) and ceramic with a water absorption rate below 3%
- Wet spaces such as bathroom and kitchen,
- Surfaces such as concrete, plaster, screed.

Technical Specifications

Appearance	Grey powder
Pot Life	min. 3 hours
Application Temperature	Between +5°C and +30°C
Service Temperature	-40°C/+80°C
Required Waiting Time for Foot Traffic	8 hours on wall 1 day on floor
Initial Tensile Adhesion Strength	≥ 0.5 N/mm ²
Tensile Adhesion Strength After Water Immersion	≥ 0.5 N/mm ²

Advantages

- High adhesive power.
- No slipping on vertical applications.
- Allows the adjustment of the coating material for a long time.

Tensile Adhesion Strength After Heat Aging	≥ 0.5 N/mm ²
Tensile Adhesion Strength After Freeze-Thaw Cycles	≥ 0.5 N/mm ²
Open Time Tensile Adhesive Strength (20 minutes)	≥ 0.5 N/mm ²
Slip	≤ 0.5 mm
Reaction to Fire	A1

* Hereby technical values and product application instructions are obtained in the wake of tests conducted in environment of +23±2°C temperature with relative humidity of %50±5. Higher temperatures will shorten the time span, while lower temperatures will extend it.

 Packaging	25 kg kraft bag
--	-----------------

 Consumption	Powder consumption of 3-5 kg/ m ²
--	--

Surface Preparation

The surface should be cleaned of all residual materials such as dust, oil, dirt, paint, curing materials, bitumen and other foreign substances that would prevent adhesion. The plaster and weak particles that do not adhere to the surface well enough should be removed from the surface prior to the application. The damaged sections of the concrete, the fractures and static cracks on the concrete surface should be repaired with the YAPIFINE MEND EPOXY 2C repair mortar. The application of the YAPIFINE CERAMIC should be started 3-4 days later. Highly porous substrates such as concrete and cement based render should be wetted with clean water 24 hours before application and should be waited until the water layer disappears. The application surface should be wetted and it should be kept damp during the application. It is recommended YAPIFINE UNI PRIME. If they are dusty the back sides of the ceramic tiles should be washed with water.

Mixture Preparation

Pour YAPIFINE CERAMIC on 6-6.5 L of clean water slowly and mix to obtain a homogeneous paste free from lumps. A low speed mixer is recommended to mix. Do not add any substance which is not mentioned in the instructions for the application. The prepared mortar is left to rest for 3 minutes so that it matures after which it is mixed for 1-2 more minutes and then it becomes ready for application.

Application Information



The mortar is applied to the surface and its thickness is adjusted with the notched trowel according to the size of the ceramic and the smoothness and evenness of the application surface. As the size of the ceramic increases it is recommended to do a double-sided application. The tiles should then be placed onto the combed mortar surface with the help of a rubber hammer in 15 minutes. Under undesirable weather conditions such as high temperature, low humidity, wind, etc. this time period may decrease. The fresh mortar should be used up within 2.5 - 3 hours. Under no circumstances should the expired mortar be used. The dredge size of the notched trowels according to the ceramic tile sizes:

Tile Size	Recommended Dredge Size
< 25 cm ²	3 mm
25 - 100 cm ²	4 mm
100 - 400 cm ²	6 mm
400 - 1600 cm ²	8 mm
> 1600 cm ²	10 mm

Application Conditions

For a minimum of 24 hours after application, avoid getting the application surface in contact with water. Should not be applied to surfaces that were exposed to sunlight for too long or to surfaces that are too hot or frozen. Should not be applied when the ambient temperature is not within the values of +5°C and +30°C. The application area should be protected from the effects of wind and direct sunlight during the application process. The final consumption amount might vary depending on application conditions and surface characteristics.

Shelf Life

The shelf life of the product is 12 months when it is stored on wooden pallets in a cool, dry and moisture free environment with an ambient temperature between +10°C and +25°C.

Safety Precautions

The operator should be wearing proper work attire, goggles, mask and protective gloves appropriate to work and worker safety regulations. In case of contact with the eyes, rinse with plenty of water before seeking immediate medical attention. Rinse with plenty of water in case of contact with the skin. Since it is cement based, do not breathe its powder. For further information on the safe handling of this product please read the Safety Data Sheet (SDS).

YAPIFINE® GRANITE

Granite Ceramic Adhesive Mortar - C2TE



Product Definition

Cement based, polymer added, advanced porcelain, ceramic, granite, marble, briquette, etc. adhesive mortar with reduced shearing and lengthened open exposure period.

Areas of Use

- Interior and exterior walls and floors,
- Terraces and balconies,
- Areas with constant exposure to water, such as swimming pools,
- Adhesion of large size ceramics (with water absorption ratio of below 3%),
- Areas with temperature difference,
- Areas with intense pedestrian traffic such as shopping mall, school, hospital,
- On surfaces such as concrete, plaster, screed.

Advantages

- Ensures smoothing of adhered coating material for a long period.
- High adhesive strength.
- No sliding on vertical applications.
- Watertight.
- Perfect result in exterior ceramic and granite adhesion processes.

Technical Specifications

Appearance	Grey and white powder	Tensile Adhesion Strength After Heat Aging	≥ 1 N/mm ²
Pot Life	3 hours	Tensile Adhesion Strength After Freeze-Thaw Cycles	≥ 1 N/mm ²
Application Temperature	Between +5°C and +30°C	Open Time Tensile Adhesive Strength (30 minutes)	≥ 0.5 N/mm ²
Service Temperature	-40°C / +80°C	Sliding	≤ 0.5 mm
Required Waiting Time for Foot Traffic	8 hours on wall 1 day on floor	Reaction to Fire	A1
Initial Tensile Adhesion Strength	≥ 1 N/mm ²		
Tensile Adhesion Strength After Water Immersion	≥ 1 N/mm ²		

* Hereby technical values and product application instructions are obtained in the wake of tests conducted in environment of +23±2°C temperature with relative humidity of %50±5. Higher temperatures will shorten the time span, while lower temperatures will extend it.

 Packaging	25 kg kraft bag
---	-----------------

 Consumption	3 – 5 kg/ m ²
--	--------------------------

Surface Preparation

The surface should be cleaned of all residual materials such as dust, oil, dirt, paint, curing materials, bitumen and other foreign substances that would prevent adhesion.

The plaster and weak particles that do not adhere to the surface well enough should be removed from the surface prior to the application.

The damaged sections of the concrete, the fractures and static cracks on the concrete surface should be repaired with the appropriate YAPIFINE MEND repair mortar."

The application surface should be wetted and it should be kept damp during the application. It is recommended to prime highly absorbent surfaces with YAPIFINE UNI PRIME. If they are dusty the back sides of the ceramic tiles should be washed with water.

Mixture Preparation

Slowly pour YAPIFINE GRANITE into 6-6.5 L of clean water and mix to obtain a homogeneous paste free from lumps. A low speed mixer is recommended to mix.

Do not add any substance which is not mentioned in the instructions for the application.

The prepared mortar is left to rest for 5 minutes. Afterwards it is mixed for 1-2 more minutes after which application can take place.

Application Information



The mortar is applied to the surface and its thickness is adjusted with the notched trowel according to the size of the ceramic and the smoothness and evenness of the application surface. As the size of the ceramic increases it is recommended to do a double-sided application.

The tiles should then be placed onto the combed mortar surface with the help of a rubber hammer in 30 minutes. Under undesirable weather conditions such as high temperature, low humidity, wind, etc. this time period may decrease.

The fresh mortar should be used up within 3 hours. Under no circumstances should the expired mortar be used.

The dredge size of the notched trowels according to the ceramic tile sizes:

Tile Size	Recommended Dredge Size
< 25 cm ²	3 mm
25 -100 cm ²	4 mm
100 - 400 cm ²	6 mm
400 - 1600 cm ²	8 mm
> 1600 cm ²	10 mm

Application Conditions

For a minimum of 24 hours after application, avoid getting the application surface in contact with water.

Should not be applied to surfaces that were exposed to sunlight for too long or to surfaces that are too hot or frozen.

Should not be applied when the ambient temperature is not within the values of +5°C and +30°C.

The application area should be protected from the effects of wind and direct sunlight during the application process.

The final consumption amount might vary depending on application conditions and surface characteristics.

Shelf Life

The shelf life of the product is 12 months when it is stored on wooden pallets in a cool, dry and moisture free environment with an ambient temperature between +10°C and +25°C.

Safety Precautions

The operator should be wearing proper work attire, goggles, mask and protective gloves appropriate to work and worker safety regulations.

In case of contact with the eyes, rinse with plenty of water before seeking immediate medical attention.

Rinse with plenty of water in case of contact with the skin.

Since it is cement based, do not breathe its powder.

For further information on the safe handling of this product please read the Safety Data Sheet (SDS).

YAPIFINE® GRANITE FLEX

Flexible Granite Ceramic Adhesive Mortar - C2TES1



Product Definition

Cement based, advanced adhesive mortar with polymer additive for porcelain, ceramic, granite, briquette etc.; offers increased shear strength and longer open exposure period.

Areas of Use

- Interior and exterior walls and floors,
- Terraces and balconies,
- Areas with continuous exposure to water, such as swimming pool,
- Adhesion of large size ceramics (with water absorption ratio of below 3%),
- Areas with temperature difference,
- Areas with intense pedestrian traffic such as shopping mall, school, hospital,
- On surfaces such as concrete, plaster, screed.

Advantages

- Ensures smoothing of adhered coating material for a long period.
- High adhesive strength.
- No sliding on vertical applications.
- Watertight.
- Perfect result in exterior ceramic and granite adhesion processes.

Technical Specifications

Appearance	Grey / White powder	Tensile Adhesion Strength After Heat Aging	≥ 1 N/mm ²
Pot Life	3 hours	Tensile Adhesion Strength After Freeze-Thaw Cycles	≥ 1 N/mm ²
Application Temperature	Between +5°C and +30°C	Open Time Tensile Adhesive Strength (30 minutes)	≥ 0.5 N/mm ²
Service Temperature	-40°C / +80°C	Sliding	≤ 0.5 mm
Required Waiting Time for Foot Traffic	8 hours on wall 1 day on floor	Transverse Deformation	≥ 2.5 mm
Initial Tensile Adhesion Strength	≥ 1 N/mm ²	Reaction to Fire	A1
Tensile Adhesion Strength After Water Immersion	≥ 1 N/mm ²		

* Hereby technical values and product application instructions are obtained in the wake of tests conducted in environment of +23±2°C temperature with relative humidity of %50±5. Higher temperatures will shorten the time span, while lower temperatures will extend it.

 Packaging	25 kg kraft bag
---	-----------------

 Consumption	3 – 5 kg/m ²
--	-------------------------

Surface Preparation

The surface should be cleaned of all residual materials such as dust, oil, dirt, paint, curing materials, bitumen and other foreign substances that would prevent adhesion.

The plaster and weak particles that do not adhere to the surface well enough should be removed from the surface prior to the application.

The damaged sections of the concrete, the fractures and static cracks on the concrete surface should be repaired with the appropriate YAPIFINE MEND repair mortar."

The application surface should be wetted and it should be kept damp during the application. It is recommended to prime highly absorbent surfaces with YAPIFINE UNI PRIME. If they are dusty the back sides of the ceramic tiles should be washed with water.


Mixture Preparation

Slowly pour YAPIFINE GRANITE FLEX into 6-6.5 L of clean water and mix to obtain a homogeneous paste free from lumps. A low speed mixer is recommended to mix.

Do not add any substance which is not mentioned in the instructions for the application.

The prepared mortar is left to rest for 5 minutes. Afterwards it is mixed for 1-2 more minutes after which application can take place.

Application Information

 The mortar is applied to the surface and its thickness is adjusted with the notched trowel according to the size of the ceramic and the smoothness and evenness of the application surface. As the size of the ceramic increases it is recommended to do a double-sided application.

The tiles should then be placed onto the combed mortar surface with the help of a rubber hammer in 30 minutes. Under undesirable weather conditions such as high temperature, low humidity, wind, etc. this time period may decrease.

The fresh mortar should be used up within 3 hours. Under no circumstances should the expired mortar be used.

The dredge size of the notched trowels according to the ceramic tile sizes:

Tile Size	Recommended Dredge Size
< 25 cm ²	3 mm
25 -100 cm ²	4 mm
100 - 400 cm ²	6 mm
400 - 1600 cm ²	8 mm
> 1600 cm ²	10 mm

Application Conditions

For a minimum of 24 hours after application, avoid getting the application surface in contact with water.

Should not be applied to surfaces that were exposed to sunlight for too long or to surfaces that are too hot or frozen.

Should not be applied when the ambient temperature is not within the values of +5°C and +30°C.

The application area should be protected from the effects of wind and direct sunlight during the application process.

The final consumption amount might vary depending on application conditions and surface characteristics.

Shelf Life

The shelf life of the product is 12 months when it is stored on wooden pallets in a cool, dry and moisture free environment with an ambient temperature between +10°C and +25°C.

Safety Precautions

The operator should be wearing proper work attire, goggles, mask and protective gloves appropriate to work and worker safety regulations.

In case of contact with the eyes, rinse with plenty of water before seeking immediate medical attention.

Rinse with plenty of water in case of contact with the skin.

Since it is cement based, do not breathe its powder.

For further information on the safe handling of this product please read the Safety Data Sheet (SDS).

YAPIFINE® JOINT

Tile Grout Mortar (1 – 6 mm) – CG1



Product Definition

Cement based, high performance tile grout mortar suitable for joint applications up to 6 mm on linings such as tile and ceramic.

Areas of Use

- Indoor horizontal and vertical applications,
- Pressed brick, glass mosaic, granite joint applications,
- Suitable for use in wet spaces such as bathroom and kitchen.

Technical Specifications

Appearance	Grey, white, beige powder
Pot Life	1 hour
Application Temperature	Between +5°C and +30°C
Service Temperature	-30°C / +80°C
Time Before Use	1 day
Crusting Time (+20°C)	20 minutes
Flexural Strength	≥ 2.5 N/mm ²
Compressive Strength	≥ 15 N/mm ²

Advantages

- No dusting or cracking.
- Resistant to impact and vibration.
- Ensures smooth surface.
- Does not scratch surfaces.
- Long workability

Flexural Strength After Freeze – Thaw Cycles	≥ 2.5 N/mm ²	
Compressive Strength After Freeze – Thaw Cycles	≥ 15 N/mm ²	
Water Absorption	30 minutes	≤ 5 g
	240 minutes	≤ 10 g
Büzülme	≤ 3 mm/m	
Yangına Tepki	A1	

* Hereby technical values and product application instructions are obtained in the wake of tests conducted in environment of +23±2°C temperature with relative humidity of %50±5. Higher temperatures will shorten the time span, while lower temperatures will extend it.

Packaging	20 kg kraft bag
-----------	-----------------

Consumption	Ceramic Size	Joint Width			
		2 mm	3 mm	4 mm	6 mm
	10 x 10 cm	550 g/m ²	700 g/m ²	950 g/m ²	1500 g/m ²
	20 x 20 cm	300 g/m ²	400 g/m ²	500 g/m ²	750 g/m ²
	25 x 40 cm	200 g/m ²	250 g/m ²	300 g/m ²	500 g/m ²
33 x 33 cm	150 g/m ²	200 g/m ²	250 g/m ²	450 g/m ²	

Surface Preparation

Make sure the ceramics are properly adhered so they do not move during joint application.

Joint spaces should be freed from any kind of dust, dirt and cement residues that may prevent adherence.

The joint spaces must be clean, free from any residual dust, dirt, cement or any other kind of substances that might prevent adhesion. The in-joint depth should be 2/3 of the thickness of the ceramic.

Joint spaces should be wiped with a sponge and wetted before application.

Mixture Preparation

Pour YAPIFINE JOINT on 6.5 – 7.5 L of clean water slowly and mix to obtain a homogeneous paste free from lumps. Do not add any substances which are not mentioned in the instructions for the application.

Leave the mixture to rest and mature for 5-10 minutes. After mixing for 1-2 more minutes, the mortar is ready for application. Prepared mortar should be consumed within

1 hour. Expired mortars should not be used under any circumstances.

Application Information



Fill the joints completely with mortar using the appropriate rubber trowel, making sure the joints are completely compacted. Remove excess mortar on the surface by moving the float diagonally across joints.

When the mixture loses its plasticity and becomes matt, usually after 10-20 minutes, clean the surface with a damp sponge working diagonally to the joints. If cleaning is carried out when the mixture is still plastic, the grout may be dragged from the joint leading to color variations.

Any residue left can be cleaned from the surface with a clean dry cloth.

Application Conditions

Should not be applied to surfaces that were exposed to sunlight for too long or to surfaces that are too hot or frozen.

Should not be applied when the ambient temperature is not within the values of +5°C and +30°C.

The final consumption amount might vary depending on application conditions and surface characteristics.

Shelf Life

The shelf life of the product is 12 months when it is stored on wooden pallets in a cool, dry and moisture free environment with an ambient temperature between +10°C and +25°C.

Safety Precautions

The operator should be wearing proper work attire, goggles, mask and protective gloves appropriate to work and worker safety regulations. In case of contact with the eyes, rinse with plenty of water before seeking immediate medical attention. Rinse with plenty of water in case of contact with the skin. Since it is cement based, do not breathe its powder. For further information on the safe handling of this product please read the Safety Data Sheet (SDS).

YAPIFINE® JOINT FLEX

Silicone Added Flexible Tile Grout Mortar
(1–6 mm) – CG2WA



Product Definition

Cement based, high performance silicone added flexible tile grout mortar for joint applications up to 6 mm on linings such as tile and ceramic.

Areas of Use

- Interior and exterior horizontal and vertical applications,
- Pressed brick, glass mosaic and granite joint applications,
- Suitable for use in wet spaces such as bathrooms and kitchens.

Technical Specifications

Appearance	Grey, White, Beige powder
Pot Life	1 hour
Application Temperature	Between +5°C and +30°C
Service Temperature	-30°C / +80°C
Time Before Use	1 day
Crusting Time (+20°C)	20 minutes
Flexural Strength	≥ 2.5 N/mm ²
Compressive Strength	≥ 15 N/mm ²


Advantages

- No dusting or cracking.
- Resistant to impact and vibration.
- Ensures smooth surface.
- Does not scratch surfaces.
- Long workability period

Flexural Strength After Freeze – Thaw Cycles	≥ 2.5 N/mm ²
Compressive Strength After Freeze – Thaw Cycles	≥ 15 N/mm ²
Water Absorption	30 minutes ≤ 2 g
	240 minutes ≤ 5 g
Shrinkage	≤ 3 mm/m
Abrasion Resistance by Taber Abraser	≤ 1000 mm ³
Reaction to Fire	A1

* Hereby technical values and product application instructions are obtained in the wake of tests conducted in environment of +23±2°C temperature with relative humidity of %50±5. Higher temperatures will shorten the time span, while lower temperatures will extend it.

 Packaging	20 kg kraft bag
---	-----------------

 Consumption	Ceramic Size	Joint Width			
		2 mm	3 mm	4 mm	6 mm
	10 x 10 cm	550 g/m ²	700 g/m ²	950 g/m ²	1500 g/m ²
	20 x 20 cm	300 g/m ²	400 g/m ²	500 g/m ²	750 g/m ²
	25 x 40 cm	200 g/m ²	250 g/m ²	300 g/m ²	500 g/m ²
33 x 33 cm	150 g/m ²	200 g/m ²	250 g/m ²	450 g/m ²	

Surface Preparation

Make sure the ceramics are properly adhered so they do not move during joint application. Joint spaces should be freed from any kind of dust, dirt and cement residues that may prevent adherence. The joint spaces must be clean, free from any residual dust, dirt, cement or any other kind of substances that might prevent adhesion. The in-joint depth should be 2/3 of the thickness of the ceramic.

Joint spaces should be wiped with a sponge and wetted before application.

Mixture Preparation

Pour YAPIFINE JOINT FLEX on 6.5 – 7.5 L of clean water slowly and mix to obtain a homogeneous paste free from lumps.

Do not add any substances which are not mentioned in the instructions for the application.

Leave the mixture to rest and mature for 5-10 minutes. After mixing for 1-2 more minutes, the mortar is ready for application. Prepared mortar should be consumed within

1 hour. Expired mortars should not be used under any circumstances.

Application Information



The prepared mortar is filled into the spaces with diagonal moves made with a rubber-ended squeegee or a joint trowel. The excess on the surface is removed with a soft-ended and wet spatula. Depending on the ambient temperature, 10-20 minutes after the application (when the material that was filled into the joint spaces loses its water and becomes dull) the thin joint residue on the surface should be cleaned with circular motions made with a wet sponge. The sponge used in this process should not be too soaked and the sponge should be cleaned frequently.

Application Conditions

Ambient temperature: between +5 °C and +30 °C.

Avoid application under strong wind or direct sunlight.

The indicated consumption amount is in general sense.

The final consumption amount might vary depending on application conditions and surface characteristics.

Shelf Life

The shelf life of the product is 12 months when it is stored on wooden pallets in a cool, dry and moisture free environment with an ambient temperature between +10°C and +25°C.

Safety Precautions

The operator should be wearing proper work attire, goggles, mask and protective gloves appropriate to work and worker safety regulations.

In case of contact with the eyes, rinse with plenty of water before seeking immediate medical attention.

Rinse with plenty of water in case of contact with the skin. Since it is cement based, do not breathe its powder.

For further information on the safe handling of this product please read the Safety Data Sheet (SDS).

THERMAL INSULATION SYSTEMS

External thermal insulation systems designed for increasing energy efficiency and thermal comfort of structures.





THERMAL INSULATION SYSTEMS

- Primers
- Cement Based Adhesives
- Cement Based Plasters
- Decorative Plasters

YAPIFINE COOL® PRIME

Decorative Plaster Primer



Product Definition

Acrylic copolymer emulsion based plaster primer with high adhesive strength and filling, offering high coverage property for interior and exterior walls.

Areas of Use

- Horizontal and vertical applications,
- Before cement and especially gypsum-based thin plaster applications,
- In order to increase adherence before decorative plaster on insulating applications,
- Before plaster on former surfaces.

Advantages

- Ready-to-use.
- High adherence.
- Prevents rapid water loss of mortar when applied before cement-based coatings.
- White, with high covering feature.
- Odourless.
- Safely applicable indoors as it is water-based.


Technical Specifications

Appearance	White liquid
Density	1.55 kg/L ± 0.03
pH	7 – 9
Pot Life	~2 hours

Application Temperature	Between +5°C and +30°C
Dry Time (+20°C)	1 hour
Through-dry	6 hours

* Hereby technical values and product application instructions are obtained in the wake of tests conducted in environment of +23±2°C temperature with relative humidity of %50±5. Higher temperatures will shorten the time span, while lower temperatures will extend it.

 Packaging	25 kg plastic drum
---	--------------------

 Consumption	100-150 g/m ² per coat
--	-----------------------------------

Surface Preparation

The surface should be cleaned of all residual materials such as dust, oil, dirt, paint, curing materials, bitumen and other foreign substances.

Application Information



Mix with a low-speed mixer in a clean container, or in its package for at least 3 minutes. Apply to the surface by brush, roller or with a spray.

Application Conditions

Should not be applied when the ambient temperature is not within the values of +5°C and +35°C.

The application area should be protected from the effects of wind and direct sunlight.

Avoid application where there is frost or there is a risk of frost.

Avoid application where there is a risk of frost in the first 24 hours after the application or in areas open to direct sunlight or wind.

Surfaces that are too hot must be wetted before the application.

The application surface should be protected from rain until it sets.

Do not add any other substances that are not provided in the application manual.

The final consumption amount might vary depending on application conditions and surface characteristics.

Shelf Life

The shelf life of the product is 12 months when it is stored on wooden pallets in a cool, dry and moisture free environment with an ambient temperature between +10°C and +25°C.

Safety Precautions

The operator should be wearing proper work attire, goggles, mask and protective gloves appropriate to work and worker safety regulations.

In case of contact with the eyes, rinse with plenty of water before seeking immediate medical attention.

Rinse with plenty of water in case of contact with the skin.

For further information on the safe handling of this product please read the Safety Data Sheet (SDS).

YAPIFINE COOL[®] LY

Adhesive Mortar For Thermal Insulation Panels



Product Definition

Cement based, flexible adhesive mortar with polymer additive specially prepared to adhere insulating boards (XPS, EPS, Rock-wool etc.) on surfaces of concrete, brick, gas concrete.

Areas of Use

- Indoor and outdoor spaces,
- Horizontal and vertical applications,
- Any kind of mineral surface,
- Adhering insulating boards on surfaces such as exposed concrete, brick, gas concrete etc.

Advantages

- Easy to apply.
- Not affected by changes in temperature.
- Vapour permeable.
- Non-flammable.
- No shrinking or cracking.

Technical Specifications

Appearance	Grey powder
Application Temperature	Between +5°C and +30°C
Pot Life	4 hours
Application Thickness	max. 8 mm
Waiting Period for Anchoring	min. 24 hours later
Particle Distribution (over 1 mm sieve)	≤ 1 %
Unit Mass per Volume	≥ 1000 kg/m ³

Flexural Strength	≥ 2 N/mm ²	
Compressive Strength	≥ 6 N/mm ²	
Water Absorption	30 minutes	≤ 5 g
	240 minutes	≤ 10 g
Lower Layer Adhesive Strength	≥ 0.5 N/mm ²	
Insulating Board Adhesive Strength	≥ 0.08 N/mm ²	
Reaction to Fire	A1	

* Hereby technical values and product application instructions are obtained in the wake of tests conducted in environment of +23±2°C temperature with relative humidity of %50±5. Higher temperatures will shorten the time span, while lower temperatures will extend it.



Packaging

25 kg kraft bag



Consumption

Powder consumption of 4-4.5 kg/m² for polystyrene board
Powder consumption of 5.5- 6.5 kg/m² for rockwool board

Surface Preparation

The surface should be cleaned of all residual materials such as dust, oil, dirt, paint, curing materials, bitumen and other foreign substances that would prevent adhesion.

The plaster and weak particles that do not adhere to the surface well enough should be removed from the surface prior to the application.

The damaged sections of the concrete, the fractures and static cracks on the concrete surface should be repaired with the appropriate YAPIFINE MEND repair mortar at least 24 hours before the application.

Highly absorbant surfaces should be saturated with water before the application. It is recommended to apply YAPIFINE UNI PRIME on absorptive surfaces.

Application thickness should be determined according to how rough and porous the surface is.

Gauge is recommended for areas with defected surfaces or larger areas. Board surface, where the application will be made, should be clean and dry.

Mixture Preparation

Pour YAPIFINE COOL LY on 5.5-6.5 L of clean water slowly and mix to obtain a homogeneous paste free from lumps. A low speed mixer is recommended to mix. Do

not add any substances which are not mentioned in the instructions for the application. Leave to rest and mature for 5-10 minutes. Afterwards mix for 1-2 more minutes and the mortar will be ready for application. Consume the prepared mortar within 3 hours. Under no circumstances the expired mortar should be used.

Application Information



With the smoothness of the application surface in consideration, the adhesive mortar is applied to the back of the boards either by dredging or grouping. After the adhesion process, whether or not the boards are aligned on the same level is checked. According to the ambient temperature and surface features, mechanical plugging is applied 24 hours after at the earliest.

Application Conditions

Should not be applied to surfaces that were exposed to sunlight for too long or to surfaces that are too hot or frozen.

Should not be applied when the ambient temperature is not within the values of +5°C and +30°C.

The application area should be protected from the effects of wind and direct sunlight.

Boards that have stayed under sunlight for too long and have lost their effective features should not be used.

During application, place insulating boards as closely as possible to one another in order to avoid gaps in between. The final consumption amount might vary depending on application conditions and surface characteristics.

Shelf Life

The shelf life of the product is 12 months when it is stored on wooden pallets in a cool, dry and moisture free environment with an ambient temperature between +10°C and +25°C.

Safety Precautions

The operator should be wearing proper work attire, goggles, mask and protective gloves appropriate to work and worker safety regulations.

In case of contact with the eyes, rinse with plenty of water before seeking immediate medical attention.

Rinse with plenty of water in case of contact with the skin. Since it is cement based, do not breathe its powder.

For further information on the safe handling of this product please read the Safety Data Sheet (SDS).

YAPIFINE COOL® SH

Thermal Insulation Plastering Mortar



Product Definition

Cement based and fibre plastering mortar with polymer additive, especially designed for insulation boards (XPS, EPS, Rock-wool etc.).

Areas of Use

- Indoor and outdoor spaces,
- Plastering of insulating boards of XPS, EPS and Rock-wool.

Advantages

- Easy to apply.
- Resistant against water and frost.
- Flexible.
- No sagging, shrinking or cracking.
- Long functioning period.
- Available for direct paint application.
- Offers high water vapour permeability.

Technical Specifications

Appearance	Grey powder
Pot Life	~3 hours
Application Temperature	Between +5°C and +30°C
Application Thickness	3 – 4 mm
Porous Unit Mass per Volume of Fresh Mortar	1700 ± 200 kg/m ²
Porous Unit Mass per Volume of Hardened Mortar	1400 ± 200 kg/m ²
Flexural Strength	≥ 2 N/mm ²

Compressive Strength	≥ 6 N/mm ²
Insulating Board Adhesive Strength	≥ 0.08 N/mm ²
Water Absorption	≤ 0.5 (kg/m ² .dk ^{0.5})
Heat Conductivity (λ10, dry, P=%50)	0.75 W/mK
Water Vapour Permeability Coefficient	≤ 15 μ
Reaction to Fire	A1

* Hereby technical values and product application instructions are obtained in the wake of tests conducted in environment of +23±2°C temperature with relative humidity of %50±5. Higher temperatures will shorten the time span, while lower temperatures will extend it.

 Packaging	25 kg kraft bag
---	-----------------

 Consumption	4 – 5 kg/m ²
--	-------------------------

Surface Preparation

The application surface on the board should be clean and dry. Thermal insulation boards should be well placed in gauge and plumb.

Gaps between boards should be filled with same insulating material or foam depending on their width.

Mixture Preparation


Slowly pour YAPIFINE COOL SH on 6-6.5 L of clean water and mix until a homogeneous mixture free from lumps is obtained.

A low speed mixer is recommended for the mixing process. Do not add any substances which are not mentioned in the instructions for the application.

Leave to rest and mature for 5-10 minutes. Afterwards mix for 1-2 more minutes and the mortar will be ready for application.

Consume the prepared mortar within 2 hours. Under no circumstances the expired mortar should be used.

Application Information

 Apply the mortar on the insulation board using a steel trowel. Notch the first coat of plaster with 4x4 mm tooth thickness notched trowel for homogenous thickness.

Gently press and fit in reinforcement mesh using a steel

trowel before the plaster mortar dries. Apply in 10 cm overlaps at the joints of reinforcement mesh.

Second coat can be applied when the first coat dries off. Smoothen surfaces with a steel trowel after the second coat.

The screed application on the thermal insulation boards shouldn't be thicker than 4 mm.

When the screed mortar completely dries off, the last coat that is able to breathe is applied.

Application Conditions

Should not be applied when the ambient temperature is not within the values of +5°C and +35°C.

The application area should be protected from the effects of wind and direct sunlight.

Avoid application where there is frost or there is a risk of frost.

Avoid application where there is a risk of frost in the first 24 hours after the application or in areas open to direct sunlight or wind. Avoid application or take necessary protective measures in case snow or excessive cold weather is expected within about 1 week until the cement is set after application.

The final consumption amount might vary depending on application conditions and surface characteristics.

Shelf Life

The shelf life of the product is 12 months when it is stored on wooden pallets in a cool, dry and moisture free environment with an ambient temperature between +10°C and +25°C.

Safety Precautions

The operator should be wearing proper work attire, goggles, mask and protective gloves appropriate to work and worker safety regulations.

In case of contact with the eyes, rinse with plenty of water before seeking immediate medical attention.

Rinse with plenty of water in case of contact with the skin. Since it is cement based, do not breathe its powder.

For further information on the safe handling of this product please read the Safety Data Sheet (SDS).

YAPIFINE COOL® DS FINE

Decorative Plaster Mortar - Fine



Product Definition

White cement based, water repellent, long lasting, decorative facade mortar with high adhesive strength and polymer additive that ensures decorative finish by minimising application errors.

Areas of Use

- Indoor and outdoor spaces requiring durability and decorative look,
- Decorative covering on thermal insulation systems,

Advantages

- Easy to apply.
- Long-lasting, non-flammable and does not blister
- Creates natural texture on surface due to special filling size.
- Allows breathing surfaces due to its water vapour permeable structure.
- Resistant to water and frost.
- Resistant to sudden heat changes; no contraction or peeling.
- Available for painting with house-paint if required.
- Fixes surface errors or defects.

Technical Specifications

Appearance	White powder
Application Temperature	Between +5°C and +30°C
Application Thickness	Average 2 mm
Complete Dry Time	2 – 3 days
Dry Film Thickness	E5
Grain Size	S3

Water Vapour Transmission Rate	V1
Water Transmission Rate	W1
Crack Bridging	A0
Carbon Dioxide Permeability	C0
Reaction to Fire	A1

* Hereby technical values and product application instructions are obtained in the wake of tests conducted in environment of +23±2°C temperature with relative humidity of %50±5. Higher temperatures will shorten the time span, while lower temperatures will extend it.



Packaging

25 kg kraft bag



Consumption

2.4 – 2.8 kg/m²

Surface Preparation

Screed surface where the application will be made should be clean and dry.

Surface should be freed from residual materials which may prevent adhesion.

Prior to application, apply YAPIFINE COOL PRIME Decorative Plaster Primer on the surface with brush or roll.

Mixture Preparation

Pour YAPIFINE COOL DS FINE on 6-6.5 L of clean water slowly and mix to obtain a homogeneous paste free from lumps.

A low speed mixer is recommended to mix. Do not add any substances which are not mentioned in the instructions for the application.

Leave to rest and mature for 5-10 minutes. Afterwards mix for 1-2 more minutes and the mortar will be ready for application.

Consume the prepared mortar within 1,5-2 hours. Under no circumstances the expired mortar should be used.

Application Information



YAPIFINE COOL DS FINE Decorative Plaster Mortar is applied on the surface with a steel trowel. 5 minutes after it is spread homogeneously on the surface, it is given a decoration with a plastic trowel with circular motions.

Trowel should be frequently cleaned during decoration.

In case the ambient temperature is high, the application surface is kept wet until the cement sets. Once the surface is fully dry, if desired, it can be painted with house paint.

Application Conditions

Do not apply on horizontal or inclined surfaces.

Application shouldn't be done directly on brick or gas concrete surfaces.

Should not be applied when the ambient temperature is not within the values of +5°C and +35°C.

The application area should be protected from the effects of wind and direct sunlight.

Avoid application where there is frost or there is a risk of frost.

Avoid application where there is a risk of frost in the first 24 hours after the application or in areas open to direct sunlight or wind.

Avoid application or take necessary protective measures in case snow or excessive cold weather is expected within about 1 week until the cement is set after application.

The final consumption amount might vary depending on application conditions and surface characteristics.

Shelf Life

The shelf life of the product is 12 months when it is stored on wooden pallets in a cool, dry and moisture free environment with an ambient temperature between +10°C and +25°C.

Safety Precautions

The operator should be wearing proper work attire, goggles, mask and protective gloves appropriate to work and worker safety regulations.

In case of contact with the eyes, rinse with plenty of water before seeking immediate medical attention.

Rinse with plenty of water in case of contact with the skin. Since it is cement based, do not breathe its powder.

For further information on the safe handling of this product please read the Safety Data Sheet (SDS).

YAPIFINE COOL[®] DS COARSE

Decorative Plaster Mortar - Coarse



Product Definition

White cement based, water repellent, long lasting, decorative facade mortar with high adhesive strength and polymer additive that ensures decorative finish by minimising application errors.

Areas of Use

- Indoor and outdoor spaces requiring durability and decorative look,
- Decorative covering on thermal insulation systems.

Advantages

- Easy to apply.
- Long-lasting, non-flammable and does not blister
- Creates natural texture on surface due to special filling size.
- Allows breathing surfaces due to its water vapour permeable structure.
- Resistant to water and frost.
- Resistant to sudden heat changes; no contraction or peeling.
- Available for painting with house-paint if required.
- Fixes surface errors or defects.

Technical Specifications

Appearance	White powder
Application Temperature	Between +5°C and +30°C
Application Thickness	Average 2 mm
Complete Dry Time	2 – 3 days
Dry Film Thickness	E5
Grain Size	S4

Water Vapour Transmission Rate	V1
Water Transmission Rate	W1
Crack Bridging	A0
Carbon Dioxide Permeability	C0
Reaction to Fire	A1

* Hereby technical values and product application instructions are obtained in the wake of tests conducted in environment of +23±2°C temperature with relative humidity of %50±5. Higher temperatures will shorten the time span, while lower temperatures will extend it.

 Packaging	25 kg kraft bag
---	-----------------

 Consumption	2.4 – 2.8 kg/m ²
--	-----------------------------

Surface Preparation

Screed surface where the application will be made should be clean and dry.

Surface should be freed from residual materials which may prevent adhesion.

Prior to application, apply YAPIFINE COOL PRIME Decorative Plaster Primer on the surface with brush or roll.

Mixture Preparation

Pour YAPIFINE COOL DS COARSE on 6-6.5 L of clean water slowly and mix to obtain a homogeneous paste free from lumps.

A low speed mixer is recommended to mix. Do not add any substances which are not mentioned in the instructions for the application.

Leave to rest and mature for 5-10 minutes. Afterwards mix for 1-2 more minutes and the mortar will be ready for application.

Consume the prepared mortar within 1,5-2 hours. Under no circumstances the expired mortar should be used.

Application Information

 YAPIFINE COOL DS COARSE Decorative Plaster Mortar is applied on the surface with a steel trowel.

5 minutes after it is spread homogeneously on the surface, it is given a decoration with a plastic trowel with circular motions.

Trowel should be frequently cleaned during decoration.

In case the ambient temperature is high, the application surface is kept wet until the cement sets. Once the surface is fully dry, if desired, it can be painted with house paint.

Application Conditions

Do not apply on horizontal or inclined surfaces.

Application shouldn't be done directly on brick or gas concrete surfaces.

Should not be applied when the ambient temperature is not within the values of +5°C and +35°C.

The application area should be protected from the effects of wind and direct sunlight.

Avoid application where there is frost or there is a risk of frost.

Avoid application where there is a risk of frost in the first 24 hours after the application or in areas open to direct sunlight or wind.

Avoid application or take necessary protective measures in case snow or excessive cold weather is expected within about 1 week until the cement is set after application.

The final consumption amount might vary depending on application conditions and surface characteristics.

Shelf Life

The shelf life of the product is 12 months when it is stored on wooden pallets in a cool, dry and moisture free environment with an ambient temperature between +10°C and +25°C.

Safety Precautions

The operator should be wearing proper work attire, goggles, mask and protective gloves appropriate to work and worker safety regulations.


In case of contact with the eyes, rinse with plenty of water before seeking immediate medical attention.

Rinse with plenty of water in case of contact with the skin.

Since it is cement based, do not breathe its powder.

For further information on the safe handling of this product please read the Safety Data Sheet (SDS).





A series of horizontal dotted lines for writing, spanning the width of the page.


YAPIFINE





www.yapichem.com.tr


 **YAPICHEM**

Head Office


 Barbaros Mah. Ihlamur Sok.
Ağaođlu My Office
K:13 D:56-57 PK: 34746
Ataşehir - İstanbul / Turkey


 +90 216 593 14 00-01


 +90 216 593 41 74


 info@yapichem.com.tr

Main Factory

 Tuzla Kimya Sanayicileri O.S.B.
Melek Aras Bulvarı
Aromatik Cad. No:27
PK: 34956 Tuzla - İstanbul / Turkey

 +90 216 593 31 57

 +90 216 593 03 61

 info@yapichem.com.tr